

VILLAGE OF STICKNEY, ILLINOIS

ANNUAL FINANCIAL REPORT



FOR THE FISCAL YEAR ENDED
APRIL 30, 2021

VILLAGE OF STICKNEY, ILLINOIS

TABLE OF CONTENTS

	PAGE
<u>FINANCIAL SECTION</u>	
INDEPENDENT AUDITORS' REPORT	<u>1</u>
MANAGEMENT'S DISCUSSION AND ANALYSIS	<u>4</u>
BASIC FINANCIAL STATEMENTS	
Government-Wide Financial Statements	
Statement of Net Position	<u>17</u>
Statement of Activities	<u>19</u>
Fund Financial Statements	
Balance Sheet - Governmental Funds	<u>21</u>
Reconciliation of Total Governmental Fund Balance to the Statement of Net Position - Governmental Activities	<u>23</u>
Statement of Revenues, Expenditures and Changes in Fund Balances - Governmental Funds	<u>25</u>
Reconciliation of the Statement of Revenues, Expenditures and Changes in Fund Balances to the Statement of Activities - Governmental Activities	<u>27</u>
Statement of Net Position - Proprietary Fund	<u>29</u>
Statement of Revenues, Expenses, and Changes in Net Position - Proprietary Fund	<u>31</u>
Statement of Cash Flows - Proprietary Fund	<u>32</u>
Statement of Fiduciary Net Position	<u>33</u>
Statement of Changes in Fiduciary Net Position	<u>34</u>
Notes to Financial Statements	<u>35</u>
REQUIRED SUPPLEMENTARY INFORMATION	
Schedule of Employer Contributions	
Illinois Municipal Retirement Fund	<u>72</u>
Police Pension Fund	<u>73</u>
Schedule of Changes in the Employer's Net Pension Liability	
Illinois Municipal Retirement Fund	<u>75</u>
Police Pension Fund	<u>77</u>
Schedule of Investment Returns	
Police Pension Fund	<u>79</u>
Schedule of Changes in the Employer's Total OPEB Liability	
Retiree Benefit Plan	<u>80</u>
Schedule of Revenues, Expenditures and Changes in Fund Balance - Budget and Actual	
General Fund	<u>81</u>
Motor Fuel Tax - Special Revenue Fund	<u>82</u>

VILLAGE OF STICKNEY, ILLINOIS

TABLE OF CONTENTS

PAGE

FINANCIAL SECTION - Continued

OTHER SUPPLEMENTARY INFORMATION

Combining and Individual Fund Statements and Schedules	
Schedule of Revenues - Budget and Actual - General Fund	86
Schedule of Expenditures - Budget and Actual - General Fund	88
Schedule of Revenues, Expenditures and Changes in Fund Balance - Budget and Actual	
Debt Service Fund	92
Combining Balance Sheet - Nonmajor Governmental	93
Combining Statement of Revenues, Expenditures and Changes in Fund Balances	
Nonmajor Governmental	94
Schedule of Revenues, Expenditures and Changes in Fund Balance - Budget and Actual	
Capital Projects Fund	95
Schedule of Revenues, Expenses and Changes in Net Position - Budget and Actual	
Water - Enterprise Fund	96
Schedule of Expenses - Budget and Actual - Water - Enterprise Fund	97
Consolidated Year-End Financial Report	99
Report on Internal Control over Financial Reporting and on Compliance and Other Matters	
Based on an Audit of Financial Statements Performed in Accordance with Governmental	
Auditing Standards	100

SUPPLEMENTAL SCHEDULES

Long-Term Debt Requirements	
General Obligation Refunding Bonds of 2018	103
Installment Contract of 2020	104

FINANCIAL SECTION

This section includes:

- Independent Auditors' Report
- Management's Discussion and Analysis
- Basic Financial Statements
- Required Supplementary Information
- Other Supplementary Information
- Supplemental Schedules

INDEPENDENT AUDITORS' REPORT

This section includes the opinion of the Village's independent auditing firm.



INDEPENDENT AUDITORS' REPORT

October 22, 2021

The Honorable Village President
Members of the Board of Trustees
Village of Stickney, Illinois

Report on the Financial Statements

We have audited the accompanying financial statements of the governmental activities, the business-type activities, each major fund, and the aggregate remaining fund information of the Village of Stickney, Illinois, as of and for the year ended April 30, 2021, and the related notes to the financial statements, which collectively comprise the Village's basic financial statements as listed in the table of contents.

Management's Responsibility for the Financial Statements

Management is responsible for the preparation and fair presentation of these financial statements in accordance with accounting principles generally accepted in the United States of America; this includes the design, implementation, and maintenance of internal control relevant to the preparation and fair presentation of financial statements that are free from material misstatement, whether due to fraud or error.

Auditor's Responsibility

Our responsibility is to express opinions on these financial statements based on our audit. We conducted our audit in accordance with auditing standards generally accepted in the United States of America. Those standards require that we plan and perform the audit to obtain reasonable assurance about whether the financial statements are free of material misstatement.

An audit involves performing procedures to obtain audit evidence about the amounts and disclosures in the financial statements. The procedures selected depend on the auditor's judgment, including the assessment of the risks of material misstatement of the financial statements, whether due to fraud or error. In making those risk assessments, the auditor considers internal control relevant to the Village's preparation and fair presentation of the financial statements in order to design audit procedures that are appropriate in the circumstances, but not for the purpose of expressing an opinion on the effectiveness of the Village's internal control. Accordingly, we express no such opinion. An audit also includes evaluating the appropriateness of accounting policies used and the reasonableness of significant accounting estimates made by management, as well as evaluating the overall presentation of the financial statements.

We believe that the audit evidence we have obtained is sufficient and appropriate to provide a basis for our audit opinions.

Opinions

In our opinion, the financial statements referred to above present fairly, in all material respects, the respective financial position of the governmental activities, the business-type activities, each major fund, and the aggregate remaining fund information of the Village of Stickney, Illinois, as of April 30, 2021, and the respective changes in financial position and, where applicable, cash flows thereof for the year then ended in accordance with accounting principles generally accepted in the United States of America.

Other Matters

Required Supplementary Information

Accounting principles generally accepted in the United States of America require that the management's discussion and analysis as listed in the table of contents and budgetary information reported in the required supplementary information as listed in the table of contents, be presented to supplement the basic financial statements. Such information, although not a part of the basic financial statements, is required by the Governmental Accounting Standards Board, who considers it to be an essential part of financial reporting for placing the basic financial statements in an appropriate operational, economic, or historical context. We have applied certain limited procedures to the required supplementary information in accordance with auditing standards generally accepted in the United States of America, which consisted of inquiries of management about the methods of preparing the information and comparing the information for consistency with management's responses to our inquiries, the basic financial statements, and other knowledge we obtained during our audit of the basic financial statements. We do not express an opinion or provide any assurance on the information because the limited procedures do not provide us with sufficient evidence to express an opinion or provide any assurance.

Other Information

Our audit was conducted for the purpose of forming opinions on the financial statements that collectively comprise the Village of Anywhere, Illinois' basic financial statements. The other supplementary information and supplemental schedules are presented for purposes of additional analysis and are not a required part of the basic financial statements.

The other supplementary information and supplemental schedules are the responsibility of management and were derived from and relate directly to the underlying accounting and other records used to prepare the basic financial statements. Such information has been subjected to the auditing procedures applied in the audit of the basic financial statements and certain additional procedures, including comparing and reconciling such information directly to the underlying accounting and other records used to prepare the basic financial statements or to the basic financial statements themselves, and other additional procedures in accordance with auditing standards generally accepted in the United States of America. In our opinion, the other supplementary information and supplemental schedules are fairly stated, in all material respects, in relation to the basic financial statements as a whole.

Lauterbach & Amen, LLP

LAUTERBACH & AMEN, LLP

MANAGEMENT'S DISCUSSION AND ANALYSIS

VILLAGE OF STICKNEY, ILLINOIS

Management's Discussion and Analysis

April 30, 2021

Our discussion and analysis of the Village of Stickney, Illinois's financial performance provides an overview of the Village's financial activities for the fiscal year ended April 30, 2021. Please read it in conjunction with Village's financial statements, which can be found in the basic financial statements section of this report.

FINANCIAL HIGHLIGHTS

- The Village's net position increased by \$2,784,703, or 40.8 percent, as a result of this year's operations.
- During the year, revenues totaled \$14,121,993, while expenses totaled \$11,337,290, resulting in an increase to net position of \$2,784,703.
- The Village's net position totaled a deficit of \$4,033,443 on April 30, 2021, which includes \$8,879,755 net investment in capital assets, \$1,424,107 subject to external restrictions, and \$14,337,305 deficit unrestricted net position that may be used to meet the ongoing obligations to citizens and creditors.
- The General Fund reported a surplus this year of \$42,474, resulting in ending fund balance of \$878,632, an increase of 5.1 percent.
- On April 30, 2021, the Village's total fund balances for the governmental funds equaled \$1,993,798. Fund balances increased \$233,695. The increase is due primarily to the Motor Fuel Tax Fund, which had an increase in fund balance of 346,189.

USING THIS ANNUAL REPORT

This discussion and analysis is intended to serve as an introduction to the Village's basic financial statements. The Village's basic financial statements comprise three components: (1) government-wide financial statements, (2) fund financial statements and (3) notes to the financial statements. This report also contains other required supplementary information and other supplementary information in addition to the basic financial statements.

The government-wide financial statements provide readers with a broad overview of the Village's finances, in a manner similar to a private-sector business. The Statement of Net Position reports information on all of the Village's assets/deferred outflows and liabilities/deferred inflows, with the difference between the two reported as net position. Over time, increases or decreases in net position may serve as a useful indicator of whether the financial position of the Village is improving or deteriorating. Consideration of other nonfinancial factors, such as changes in the Village's property tax base and the condition of the Village's infrastructure, is needed to assess the overall health of the Village.

The Statement of Activities presents information showing how the government's net position changed during the most recent fiscal year. All changes in net position are reported as soon as the underlying event giving rise to the change occurs, regardless of the timing of related cash flows. Thus, revenues and expenditures are reported in this statement for some items that will only result in cash flows in future fiscal periods (e.g., uncollected taxes and earned but unused vacation leave).

VILLAGE OF STICKNEY, ILLINOIS

Management's Discussion and Analysis

April 30, 2021

USING THIS ANNUAL REPORT - Continued

Government-Wide Financial Statements

Both of the government-wide financial statements distinguish functions of the Village that are principally supported by taxes and intergovernmental revenues (governmental activities) from other functions that are intended to recover all or a significant portion of their costs through user fees and charges. The governmental activities of the Village include basic services, including administration, public safety, highways and streets, and culture and recreation. The Business-Type Activities reflect private sector-type operations where the fee for service typically covers all or most of the cost of operations, including depreciation.

Fund Financial Statements

A fund is a grouping of related accounts that is used to maintain control over resources that have been segregated for specific activities or objectives. The Village, like other local governments, uses fund accounting to ensure and demonstrate compliance with finance-related legal requirements. All of the funds of the Village can be divided into three categories: governmental funds, proprietary funds and fiduciary funds.

Governmental Funds

Governmental funds are used to account for essentially the same functions reported as governmental activities in the government-wide financial statements. However, governmental fund financial statements focus on near-term inflows and outflows of spendable resources, as well as on balances of spendable resources available at the end of the fiscal year. Such information may be useful in evaluating the Village's near-term financing requirements.

Because the focus of governmental funds is narrower than that of the government-wide financial statements, it is useful to compare the information presented for governmental funds with similar information presented for governmental activities in the government-wide financial statements. By doing so, readers may better understand the long-term impact of the government's near-term financing decisions. Both the governmental fund balance sheet and the governmental fund statement of revenues, expenditures, and changes in fund balances provide a reconciliation to facilitate the comparison between governmental funds and governmental activities.

The Village maintains six individual governmental funds. Information is presented separately in the governmental fund balance sheet and in the governmental fund statement of revenues, expenditures, and changes in fund balances for the General Fund, Motor Fuel Tax Fund and Debt Service Fund, all of which are considered major funds. Data from the other four governmental funds are combined into a single, aggregated presentation. Individual fund data for each of these nonmajor governmental funds is provided in the form of combining statements elsewhere in this report.

The Village adopts an annual appropriated budget for all of the governmental funds. A budgetary comparison schedule for these funds has been provided to demonstrate compliance with this budget.

VILLAGE OF STICKNEY, ILLINOIS

Management's Discussion and Analysis

April 30, 2021

USING THIS ANNUAL REPORT - Continued

Proprietary Funds

The Village maintains one type of proprietary fund: enterprise. Enterprise funds are used to report the same functions presented as business-type activities in the government-wide financial statements. The Village utilizes enterprise funds to account for its water and its sewer operations.

Proprietary fund financial statements provide the same type of information as the government-wide financial statements, only in more detail. The proprietary fund financial statements provide information for the Water Fund, which is considered to be a major fund of the Village.

Fiduciary Funds

Fiduciary funds are used to account for resources held for the benefit of parties outside the government. Fiduciary funds are not reflected in the government-wide financial statements because the resources of those funds are not available to support the Village's own programs. The accounting use for fiduciary funds is much like that used for proprietary funds.

Notes to the Financial Statements

The notes provide additional information that is essential to a full understanding of the data provided in the government-wide and fund financial statements.

Other Information

In addition to the basic financial statements and accompanying notes, this report also presents certain supplementary information concerning the Village's I.M.R.F. employee pension obligations, retiree benefits plan, and budgetary comparison schedules for the General and Motor Fuel Tax Funds. The combining statements referred to earlier in connection with non-major governmental funds are presented immediately following the required supplementary information on pensions.

VILLAGE OF STICKNEY, ILLINOIS

Management's Discussion and Analysis

April 30, 2021

GOVERNMENT-WIDE FINANCIAL ANALYSIS

Net position may serve over time as a useful indicator of a government's financial position. The following tables show that in the case of the Village, liabilities/deferred inflows exceeded assets/deferred outflows by \$4,033,443.

	Net Position					
	Governmental Activities		Business-Type Activities		Totals	
	2021	2020	2021	2020	2021	2020
Current and Other Assets	\$ 4,968,601	4,244,193	5,369,101	4,588,321	10,337,702	8,832,514
Capital Assets	13,453,334	13,932,309	1,524,259	1,495,513	14,977,593	15,427,822
Deferred Outflows	2,853,080	1,745,447	139,193	166,339	2,992,273	1,911,786
Total Assets/ Def. Outflows	<u>21,275,015</u>	<u>19,921,949</u>	<u>7,032,553</u>	<u>6,250,173</u>	<u>28,307,568</u>	<u>26,172,122</u>
Long-Term Debt	24,595,988	25,915,676	785,375	799,659	25,381,363	26,715,335
Other Liabilities	1,987,209	1,560,709	255,125	278,508	2,242,334	1,839,217
Deferred Inflows	4,443,625	4,281,717	273,689	153,999	4,717,314	4,435,716
Total Liabilities/Def. Inflows	<u>31,026,822</u>	<u>31,758,102</u>	<u>1,314,189</u>	<u>1,232,166</u>	<u>32,341,011</u>	<u>32,990,268</u>
Net Position						
Net Investment in Capital Assets	7,355,496	7,402,101	1,524,259	1,495,513	8,879,755	8,897,614
Restricted	1,424,107	1,112,939	—	—	1,424,107	1,112,939
Unrestricted (Deficit)	<u>(18,531,410)</u>	<u>(20,351,193)</u>	<u>4,194,105</u>	<u>3,522,494</u>	<u>(14,337,305)</u>	<u>(16,828,699)</u>
Total Net Position	<u>(9,751,807)</u>	<u>(11,836,153)</u>	<u>5,718,364</u>	<u>5,018,007</u>	<u>(4,033,443)</u>	<u>(6,818,146)</u>

A large portion of the Village's net position, \$8,879,755, reflects its investment in capital assets (for example, land, buildings, machinery, and equipment, infrastructure, waterworks system), less any related debt used to acquire those assets that is still outstanding. The Village uses these capital assets to provide services to citizens; consequently, these assets are not available for future spending.

Although the Village's investment in its capital assets is reported net of related debt, it should be noted that the resources needed to repay this debt must be provided from other sources, since the capital assets themselves cannot be used to liquidate these liabilities.

An additional portion, \$1,424,107, of the Village's net position represents resources that are subject to external restrictions on how they may be used. The remaining deficit of \$14,337,305, represents unrestricted net position and may be used to meet the government's ongoing obligations to citizens and creditors.

VILLAGE OF STICKNEY, ILLINOIS

Management's Discussion and Analysis
April 30, 2021

GOVERNMENT-WIDE FINANCIAL ANALYSIS - Continued

	Changes in Net Position					
	Governmental Activities		Business-Type Activities		Totals	
	2021	2020	2021	2020	2021	2020
Revenues						
Program Revenues						
Charges for Services	\$ 1,444,915	1,373,063	4,139,002	3,663,208	5,583,917	5,036,271
Operating Grants/Contributions	802,361	250,414	—	—	802,361	250,414
Capital Grants/Contributions	635,168	36,651	—	—	635,168	36,651
General Revenues						
Property Taxes	3,322,091	3,314,511	—	—	3,322,091	3,314,511
Other Taxes	3,409,443	3,080,594	—	—	3,409,443	3,080,594
Interest Income	4,055	24,223	1,576	14,386	5,631	38,609
Miscellaneous	363,382	275,231	—	10,000	363,382	285,231
Total Revenues	9,981,415	8,354,687	4,140,578	3,687,594	14,121,993	12,042,281
Expenses						
General Government	1,451,990	1,932,343	—	—	1,451,990	1,932,343
Public Safety	4,769,636	5,965,882	—	—	4,769,636	5,965,882
Public Works	1,436,780	1,537,891	—	—	1,436,780	1,537,891
Parks and Recreation	79,733	100,943	—	—	79,733	100,943
Water	—	—	3,440,221	3,316,902	3,440,221	3,316,902
Interest on Long-Term Debt	158,930	204,350	—	—	158,930	204,350
Total Expenses	7,897,069	9,741,409	3,440,221	3,316,902	11,337,290	13,058,311
Change Before Transfers	2,084,346	(1,386,722)	700,357	370,692	2,784,703	(1,016,030)
Transfers	—	(9,170)	—	9,170	—	—
Change in Net Position	2,084,346	(1,395,892)	700,357	379,862	2,784,703	(1,016,030)
Net Position - Beginning	(11,836,153)	(10,440,261)	5,018,007	4,638,145	(6,818,146)	(5,802,116)
Net Position - Ending	(9,751,807)	(11,836,153)	5,718,364	5,018,007	(4,033,443)	(6,818,146)

Net position of the Village increased by \$2,784,703 or 40.8 percent compared to a decrease of \$1,016,030 in the fiscal year ended April 30, 2020. The increase for 2021 is mainly due to an increase in charges for services of \$547,646, operating grants and contributions of \$551,947, and capital grants and contributions of \$598,517, the Village also saw a decrease in general government expenses of \$480,353.

VILLAGE OF STICKNEY, ILLINOIS

Management's Discussion and Analysis

April 30, 2021

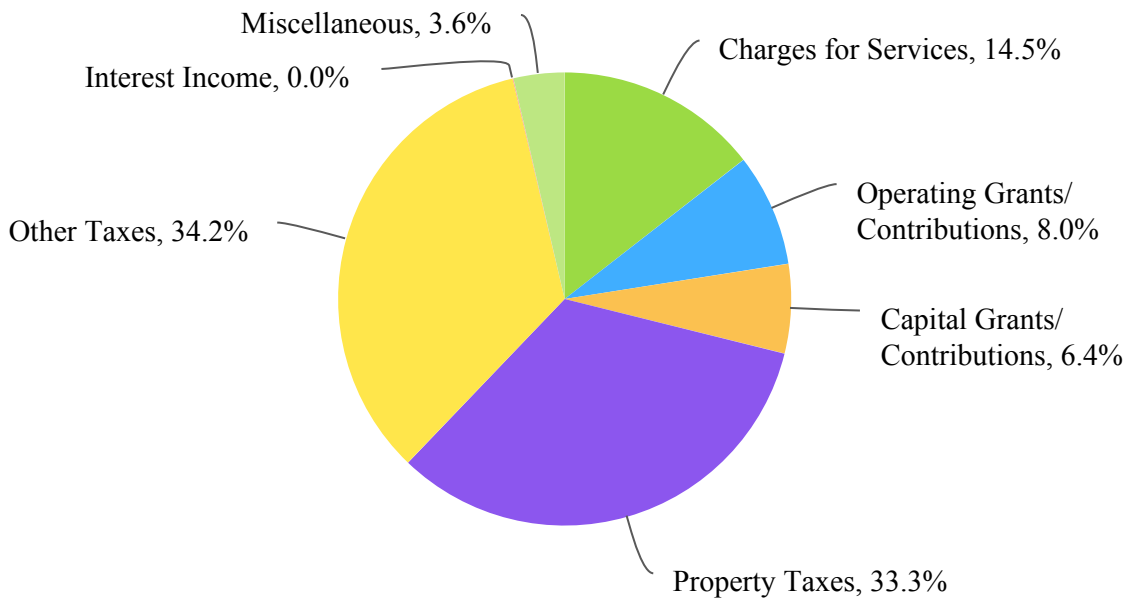
GOVERNMENT-WIDE FINANCIAL ANALYSIS - Continued

Governmental Activities

Revenues for governmental activities totaled \$9,981,415 while the cost of all governmental functions totaled \$7,897,069. This results in an increase of \$2,084,346.

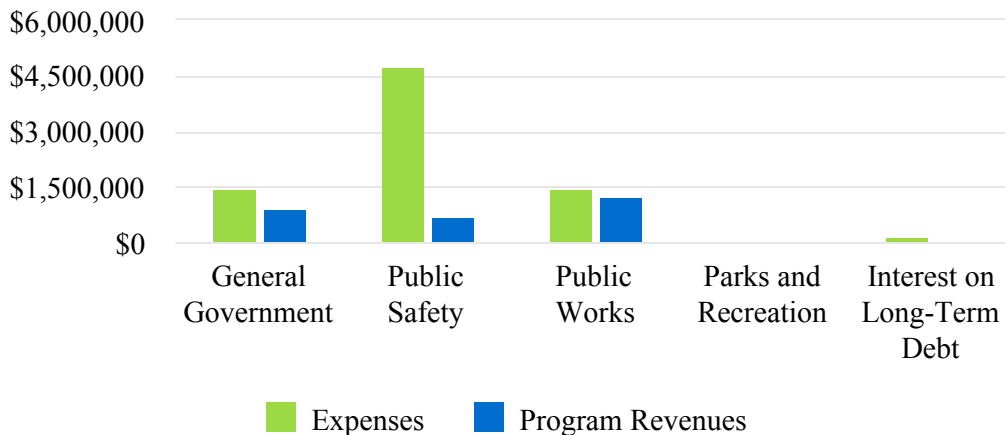
The following table graphically depicts the major revenue sources of the Village. It depicts very clearly the reliance on charges for services and property taxes to fund governmental activities.

Revenue by Source - Governmental Activities



The 'Expenses and Program Revenues' Table identifies those governmental functions where program expenses greatly exceed revenues.

Expenses and Program Revenues - Governmental Activities



VILLAGE OF STICKNEY, ILLINOIS

Management's Discussion and Analysis

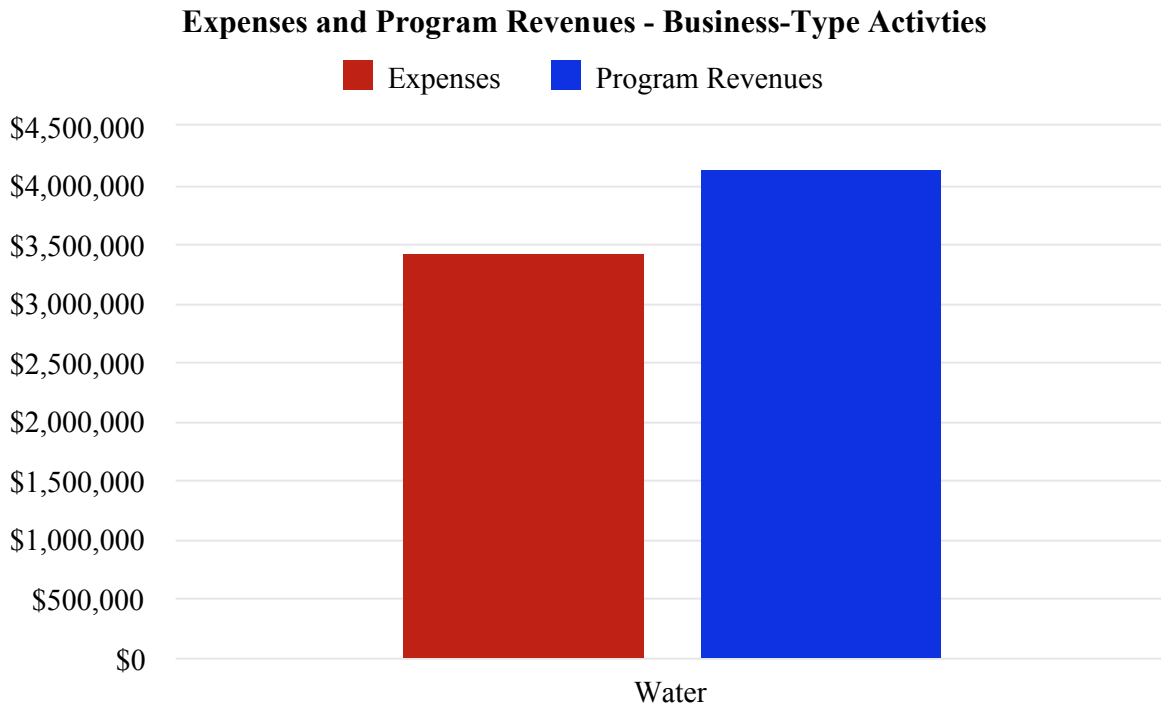
April 30, 2021

GOVERNMENT-WIDE FINANCIAL ANALYSIS - Continued

Business-Type Activities

Business-Type activities posted total revenues of \$4,140,578, while the cost of all business-type activities totaled \$3,440,221. This results in a surplus of \$700,357. In 2020, revenues of \$3,687,594 exceed expenses of \$3,316,902, resulting in a surplus \$370,692.

This graph compares program revenues to expenses for the water operations.



VILLAGE OF STICKNEY, ILLINOIS

Management's Discussion and Analysis

April 30, 2021

FINANCIAL ANALYSIS OF THE GOVERNMENT'S FUNDS

As noted earlier, the Village uses fund accounting to ensure and demonstrate compliance with finance-related legal requirements.

Governmental Funds

The focus of the Village's governmental funds is to provide information on near-term inflows, outflows, and balances of spendable resources. In particular, unassigned fund balance may serve as a useful measure of a government's net resources available for spending at the end of the fiscal year.

The Village's governmental funds reported combining ending fund balances of \$1,993,798, which is \$233,695, or 13.3 percent, higher than last year's total of \$1,760,103. Of the \$1,993,798 total, \$235,713, or approximately 11.8 percent, of the fund balance constitutes unassigned fund balance.

The General Fund is the chief operating fund of the Village. As mentioned earlier, the General Fund reported an increase in fund balance for the year of \$42,474, an increase of 5.1 percent. This was due largely in part to new grant revenue from COVID-19 relief of \$559,394 and also an increase in state income tax of \$156,060 (\$823,700 in 2021 and \$667,640 in 2020).

At April 30, 2021, unassigned fund balance in the General Fund was \$649,821, which represents 74.0 percent of the total fund balance of the General Fund. As a measure of the General Fund's liquidity, it may be useful to compare unassigned fund balance to total fund expenditures. Unassigned fund balance in the General Fund represents approximately 7.9 percent of total General Fund expenditures and transfers.

The Motor Fuel Tax Fund had an increase in fund balance of \$346,189. This surplus is mainly due to monies received from ReBuild Illinois in the amount of \$223,612.

The Debt Service Fund reported a decrease in fund balance of \$64,397. This deficit is mainly due to the property tax collections not covering all of the principal and interest paid on the Village's debt.

Proprietary Fund

The Village's proprietary fund provide the same type of information found in the government-wide financial statements, but in more detail.

The Village reports the Water Fund as a major proprietary fund. The Water Fund accounts for all financial activities associated with the municipal water service. Fees from consumption of water (utility billing) and tap on fees from building activities provide the primary source of revenue for the fund. Revenues are used to purchase water and to maintain the water delivery infrastructure.

The Water Fund had a surplus in the current fiscal year of \$700,357, primarily due to an increase in charges for services of \$475,794. Unrestricted net position in the Water Fund totaled \$4,194,105 at April 30, 2021.

VILLAGE OF STICKNEY, ILLINOIS

Management's Discussion and Analysis

April 30, 2021

GENERAL FUND BUDGETARY HIGHLIGHTS

The Village Members of the Board of Trustees made no budget amendments to the General Fund during the year. General Fund actual revenues for the year totaled \$8,314,730, compared to budgeted revenues of \$7,991,850. The General Fund actual expenditures for the year were \$304,926 higher than budgeted, primarily due to all expenditure functions coming in higher than budgeted, except for parks and recreation.

CAPITAL ASSETS AND DEBT ADMINISTRATION

Capital Assets

The Village's investment in capital assets for its governmental activities as of April 30, 2021 was \$14,977,593 (net of accumulated depreciation). This investment in capital assets includes land, construction in progress, land improvements, buildings, furniture and equipment, vehicles, infrastructure, pumping station and tower, waterworks system, truck and accessories, and improvements to system.

	Capital Assets - Net of Depreciation					
	Governmental		Business-Type		Totals	
	Activities		Activities			
	2021	2020	2021	2020	2021	2020
Land	\$ 1,349,598	1,349,598	25,575	25,575	1,375,173	1,375,173
Construction in Progress	—	18,326	—	—	—	18,326
Land Improvements	225,105	262,634	—	—	225,105	262,634
Buildings	5,033,769	5,271,103	123,407	107,468	5,157,176	5,378,571
Furniture and Equipment	7,431	13,167	—	—	7,431	13,167
Equipment	346,278	388,573	—	—	346,278	388,573
Vehicles	715,034	655,216	—	—	715,034	655,216
Infrastructure	5,776,119	5,973,692	—	—	5,776,119	5,973,692
Pumping Station and Tower	—	—	756,695	693,284	756,695	693,284
Waterworks System	—	—	137,237	147,562	137,237	147,562
Truck and Accessories	—	—	51,536	58,084	51,536	58,084
Improvements to System	—	—	429,809	463,540	429,809	463,540
Totals	13,453,334	13,932,309	1,524,259	1,495,513	14,977,593	15,427,822

VILLAGE OF STICKNEY, ILLINOIS

Management's Discussion and Analysis

April 30, 2021

CAPITAL ASSETS AND DEBT ADMINISTRATION - Continued

Capital Assets - Continued

This year's major additions included:

Buildings	\$	22,000
Equipment		31,874
Vehicles		210,610
Pumping Station and Tower		<u>99,655</u>
		<u>364,139</u>

Additional information on the Village's capital assets can be found in Note 3 of this report.

Debt Administration

At April 30, 2021, the Village had total outstanding debt of \$6,097,838 as compared to \$6,530,208 for the April 30, 2020 year end. The following is a comparative statement of outstanding debt:

	Long-Term Debt Outstanding					
	Governmental		Business-Type		Totals	
	Activities		Activities			
	2021	2020	2021	2020	2021	2020
General Obligation Bonds - Net	\$ 5,867,838	6,530,208	—	—	5,867,838	6,530,208
Installment Contract	230,000	—	—	—	230,000	—
	<u>6,097,838</u>	<u>6,530,208</u>	<u>—</u>	<u>—</u>	<u>6,097,838</u>	<u>6,530,208</u>

The Village's total debt decreased by \$432,370 during the year ended April 30, 2021. The key factor in this decrease was regularly scheduled debt payments.

Additional information on the Village's long-term debt can be found in Note 3 of this report.

VILLAGE OF STICKNEY, ILLINOIS

Management's Discussion and Analysis

April 30, 2021

ECONOMIC FACTORS AND NEXT YEAR'S BUDGET AND RATES

The Village's elected and appointed officials considered many factors when setting the fiscal-year 2022 budget, tax rates, and fees that will be charged for its governmental activities. Factors considered include the economy, any changes in the tax base, potential legislative changes.

The Village is faced with a similar economic environment as many other local municipalities are faced with, including inflation, unemployment rates, and the effects on residents and businesses due to the global health emergency from the COVID-19 pandemic. The COVID-19 pandemic remains the greatest factor negatively effecting the current national and local economy, creating a very uncertain period. The Village has instituted a minimum fund balance policy requiring that fund balances be equal to 25% of operating expenditures. As a result of this policy the Village was well positioned to weather the economic storm of COVID-19. One main financial goal going forward for this fiscal year is to remain above the fund balance targets for all funds.

REQUESTS FOR INFORMATION

This financial report is designed to provide a general overview of the Village's finances for all those with an interest in the government's finances. Questions concerning any of the information provided in this report or requests for additional information should be directed to the Village Treasurer, Village of Stickney, 6533 Pershing Road, Stickney, Illinois, 60402.

BASIC FINANCIAL STATEMENTS

The basic financial Statements include integrated sets of financial statements as required by the GASB. The sets of statements include:

Government-Wide Financial Statements

Fund Financial Statements

- Governmental Funds
- Proprietary Fund
- Fiduciary Fund

In addition, the notes to the financial statements are included to provide information that is essential to a user's understanding of the basic financial statements.

VILLAGE OF STICKNEY, ILLINOIS

Statement of Net Position

April 30, 2021

See Following Page

VILLAGE OF STICKNEY, ILLINOIS**Statement of Net Position****April 30, 2021**

	Governmental Activities	Business-Type Activities	Totals
ASSETS			
Current Assets			
Cash and Cash Equivalents	\$ 3,853,430	3,002,317	6,855,747
Receivables - Net of Allowances	2,794,516	436,273	3,230,789
Internal Balances	(1,930,511)	1,930,511	—
Prepays	228,811	—	228,811
Due from Other Governments	22,355	—	22,355
Total Current Assets	4,968,601	5,369,101	10,337,702
Noncurrent Assets			
Capital Assets			
Nondepreciable	1,349,598	25,575	1,375,173
Depreciable	23,990,381	5,082,548	29,072,929
Accumulated Depreciation	(11,886,645)	(3,583,864)	(15,470,509)
Total Noncurrent Assets	13,453,334	1,524,259	14,977,593
Total Assets	18,421,935	6,893,360	25,315,295
DEFERRED OUTFLOWS OF RESOURCES			
Deferred Items - IMRF	336,175	139,193	475,368
Deferred Items - Police Pension	2,516,905	—	2,516,905
Total Deferred Outflows of Resources	2,853,080	139,193	2,992,273
Total Assets and Deferred Outflows of Resources	21,275,015	7,032,553	28,307,568

The notes to the financial statements are an integral part of this statement.

	Governmental Activities	Business-Type Activities	Totals
LIABILITIES			
Current Liabilities			
Accounts Payable	\$ 385,663	240,013	625,676
Accrued Payroll	587,662	7,779	595,441
Accrued Interest Payable	105,167	—	105,167
Other Payables	102,589	—	102,589
Current Portion of Long-Term Debt	806,128	7,333	813,461
Total Current Liabilities	<u>1,987,209</u>	<u>255,125</u>	<u>2,242,334</u>
Noncurrent Liabilities			
Compensated Absences Payable	314,076	29,333	343,409
Net Pension Liability - IMRF	466,870	193,308	660,178
Net Pension Liability - Police Pension	14,956,123	—	14,956,123
Total OPEB Liability - RBP	3,488,690	562,734	4,051,424
General Obligation Bonds Payable - Net	5,196,409	—	5,196,409
Installment Contract	173,820	—	173,820
Total Noncurrent Liabilities	<u>24,595,988</u>	<u>785,375</u>	<u>25,381,363</u>
Total Liabilities	<u>26,583,197</u>	<u>1,040,500</u>	<u>27,623,697</u>
DEFERRED INFLOWS OF RESOURCES			
Property Taxes	1,797,293	—	1,797,293
Deferred Items - IMRF	661,003	273,689	934,692
Deferred Items - Police Pension	1,985,329	—	1,985,329
Total Deferred Inflows of Resources	<u>4,443,625</u>	<u>273,689</u>	<u>4,717,314</u>
Total Liabilities and Deferred Inflows of Resources	<u>31,026,822</u>	<u>1,314,189</u>	<u>32,341,011</u>
NET POSITION			
Net Investment in Capital Assets	7,355,496	1,524,259	8,879,755
Restricted			
Debt Service	307,645	—	307,645
Streets	1,102,510	—	1,102,510
Police Activities	13,952	—	13,952
Unrestricted (Deficit)	<u>(18,531,410)</u>	<u>4,194,105</u>	<u>(14,337,305)</u>
Total Net Position	<u>(9,751,807)</u>	<u>5,718,364</u>	<u>(4,033,443)</u>

The notes to the financial statements are an integral part of this statement.

VILLAGE OF STICKNEY, ILLINOIS

Statement of Activities

For the Fiscal Year Ended April 30, 2021

	Expenses	Program Revenues		
		Charges for Services	Operating Grants/ Contributions	Capital Grants/ Contributions
Governmental Activities				
General Government	\$ 1,451,990	374,997	559,394	—
Public Safety	4,769,636	706,516	—	—
Public Works	1,436,780	344,619	242,967	635,168
Parks and Recreation	79,733	18,783	—	—
Interest on Long-Term Debt	158,930	—	—	—
Total Governmental Activities	7,897,069	1,444,915	802,361	635,168
Business-Type Activities				
Water	3,440,221	4,139,002	—	—
Total Primary Government	11,337,290	5,583,917	802,361	635,168

General Revenues
 Taxes
 Property Taxes
 Utility Taxes
 Other Taxes
 Intergovernmental - Unrestricted
 State Sales Taxes
 State Use Taxes
 State Income Taxes
 Replacement Taxes
 Interest Income
 Miscellaneous

Change in Net Position

Net Position - Beginning

Net Position - Ending

The notes to the financial statements are an integral part of this statement.

Net (Expenses)/Revenues		
Total Primary Government		
Governmental Activities	Business-Type Activities	Totals
(517,599)	—	(517,599)
(4,063,120)	—	(4,063,120)
(214,026)	—	(214,026)
(60,950)	—	(60,950)
(158,930)	—	(158,930)
(5,014,625)	—	(5,014,625)
—	698,781	698,781
(5,014,625)	698,781	(4,315,844)
3,322,091	—	3,322,091
862,911	—	862,911
411,086	—	411,086
826,515	—	826,515
305,282	—	305,282
823,700	—	823,700
179,949	—	179,949
4,055	1,576	5,631
363,382	—	363,382
7,098,971	1,576	7,100,547
2,084,346	700,357	2,784,703
(11,836,153)	5,018,007	(6,818,146)
(9,751,807)	5,718,364	(4,033,443)

The notes to the financial statements are an integral part of this statement.

VILLAGE OF STICKNEY, ILLINOIS

Balance Sheet - Governmental Funds

April 30, 2021

	<u>General</u>
ASSETS	
Cash and Investments	\$ 2,405,022
Receivables - Net of Allowances	
Property Taxes	1,653,568
Intergovernmental	49,340
Other Receivables	593,821
Prepays	228,811
Due from Other Funds	923,762
Due from Other Governments	—
	<hr/>
Total Assets	<u>5,854,324</u>
LIABILITIES	
Accounts Payable	274,760
Accrued Payroll	587,662
Other Payables	101,595
Due to Other Funds	2,550,528
Total Liabilities	<hr/> 3,514,545
DEFERRED INFLOWS OF RESOURCES	
Property Taxes	<hr/> 1,461,147
	<hr/>
Total Liabilities and Deferred Inflows of Resources	<u>4,975,692</u>
FUND BALANCES	
Nonspendable	228,811
Restricted	—
Unassigned	649,821
Total Fund Balances	<hr/> 878,632
	<hr/>
Total Liabilities, Deferred Inflows of Resources and Fund Balances	<u>5,854,324</u>

The notes to the financial statements are an integral part of this statement.

Special Revenue				
Motor Fuel Tax	Debt Service	Nonmajor	Totals	
1,247,729	60,013	140,666	3,853,430	
—	497,787	—	2,151,355	
—	—	—	49,340	
—	—	—	593,821	
—	—	—	228,811	
223,612	292,754	7,789	1,447,917	
22,355	—	—	22,355	
1,493,696	850,554	148,455	8,347,029	
1,762	—	13,279	289,801	
—	—	—	587,662	
—	—	994	102,589	
389,424	—	534,338	3,474,290	
391,186	—	548,611	4,454,342	
—	437,742	—	1,898,889	
391,186	437,742	548,611	6,353,231	
—	—	—	228,811	
1,102,510	412,812	13,952	1,529,274	
—	—	(414,108)	235,713	
1,102,510	412,812	(400,156)	1,993,798	
1,493,696	850,554	148,455	8,347,029	

The notes to the financial statements are an integral part of this statement.

VILLAGE OF STICKNEY, ILLINOIS

Reconciliation of the Total Governmental Fund Balance to the Statement of Net Position - Governmental Activities

April 30, 2021

Total Governmental Fund Balances	\$ 1,993,798
Amounts reported for governmental activities in the Statement of Net Position are different because:	
Capital assets used in Governmental Activities are not financial resources and therefore, are not reported in the funds.	13,453,334
Certain revenues that are deferred in the governmental funds are recognized as revenue in the governmental activities	101,596
Deferred outflows (inflows) of resources related to the pensions not reported in the funds.	
Deferred Items - IMRF	(324,828)
Deferred Items - Police Pension	531,576
Long-term liabilities are not due and payable in the current period and therefore are not reported in the funds.	
Compensated Absences Payable	(392,595)
Net Pension Liability - IMRF	(466,870)
Net Pension Liability - Police Pension	(14,956,123)
Total OPEB Liability - RBP	(3,488,690)
General Obligation Bonds Payable	(5,410,000)
Unamortized Bond Premium	(457,838)
Installment Contract	(230,000)
Accrued Interest Payable	(105,167)
Net Position of Governmental Activities	<u>(9,751,807)</u>

The notes to the financial statements are an integral part of this statement.

VILLAGE OF STICKNEY, ILLINOIS

**Statement of Revenues, Expenditures and Changes in Fund Balances - Governmental Funds
For the Fiscal Year Ended April 30, 2021**

See Following Page

VILLAGE OF STICKNEY, ILLINOIS

Statement of Revenues, Expenditures and Changes in Fund Balances - Governmental Funds
For the Fiscal Year Ended April 30, 2021

	<u>General</u>
Revenues	
Taxes	\$ 3,823,650
Intergovernmental	2,694,840
Licenses and Permits	356,989
Charges for Services	519,998
Fines and Forfeitures	567,928
Interest Income	1,950
Miscellaneous	349,375
Total Revenues	<u>8,314,730</u>
Expenditures	
Current	
General Government	1,335,415
Public Safety	5,828,850
Public Works	1,077,568
Parks and Recreation	30,423
Capital Outlay	—
Debt Service	
Principal Retirement	—
Interest and Fiscal Charges	—
Total Expenditures	<u>8,272,256</u>
Excess (Deficiency) of Revenues Over (Under) Expenditures	42,474
Other Financing Sources	
Debt Issuance	<u>—</u>
Net Change in Fund Balances	42,474
Fund Balances - Beginning	<u>836,158</u>
Fund Balances - Ending	<u><u>878,632</u></u>

The notes to the financial statements are an integral part of this statement.

Special Revenue		Debt Service	Nonmajor	Totals
Motor Fuel Tax				
—		766,150	—	4,589,800
466,579		—	411,556	3,572,975
—		—	—	356,989
—		—	—	519,998
—		—	—	567,928
1,985		3	117	4,055
14,007		—	—	363,382
482,571		766,153	411,673	9,975,127
—		—	—	1,335,415
—		—	—	5,828,850
136,382		—	—	1,213,950
—		—	—	30,423
—		—	732,244	732,244
—		555,000	—	555,000
—		275,550	—	275,550
136,382		830,550	732,244	9,971,432
346,189		(64,397)	(320,571)	3,695
—		—	230,000	230,000
346,189		(64,397)	(90,571)	233,695
756,321		477,209	(309,585)	1,760,103
1,102,510		412,812	(400,156)	1,993,798

The notes to the financial statements are an integral part of this statement.

VILLAGE OF STICKNEY, ILLINOIS

**Reconciliation of the Statement of Revenues, Expenditures and Changes in Fund Balances of the
Governmental Funds to the Statement of Activities - Governmental Activities
For the Fiscal Year Ended April 30, 2021**

Net Change in Fund Balances - Total Governmental Funds	\$ 233,695
Amounts reported for governmental activities in the Statement of Activities are different because:	
Governmental funds report capital outlays as expenditures. However, in the Statement of Activities the cost of those assets is allocated over their estimated useful lives and reported as depreciation expense.	
Capital Outlays	242,484
Depreciation Expense	(721,459)
Disposals - Cost	(13,850)
Disposals - Accumulated Depreciation	13,850
A deduction to certain revenues recognized as revenue only in the governmental funds.	6,288
The net effect of deferred outflows (inflows) of resources related to the pensions not reported in the funds.	
Change in Deferred Items - IMRF	(359,208)
Change in Deferred Items - Police Pension	1,430,637
The issuance of long-term debt provides current financial resources to governmental funds, while the repayment of the principal on long-term debt consumes the current financial resources of the governmental funds.	
Change in Compensated Absences Payable	(58,951)
Change in Net Pension Liability - IMRF	462,922
Change in Net Pension Liability - Police Pension	81
Change in Total OPEB Liability - RBP	406,237
Debt Issuance	(230,000)
Retirement of Debt	555,000
Amortization of Bond Premium	107,370
Changes to accrued interest on long-term debt in the Statement of Activities does not require the use of current financial resources and, therefore, are not reported as expenditures in the governmental funds.	<u>9,250</u>
Changes in Net Position of Governmental Activities	<u><u>2,084,346</u></u>

The notes to the financial statements are an integral part of this statement.

VILLAGE OF STICKNEY, ILLINOIS

Statement of Net Position - Proprietary Fund

April 30, 2021

See Following Page

VILLAGE OF STICKNEY, ILLINOIS

Statement of Net Position - Proprietary Fund

April 30, 2021

	Business-Type Activities
	<u>Enterprise</u>
	<u>Water</u>
ASSETS	
Current Assets	
Cash and Investments	\$ 3,002,317
Receivables - Net of Allowances	
Accounts	436,273
Due from Other Funds	<u>1,938,300</u>
Total Current Assets	<u>5,376,890</u>
Noncurrent Assets	
Capital Assets	
Nondepreciable	25,575
Depreciable	5,082,548
Accumulated Depreciation	<u>(3,583,864)</u>
Total Noncurrent Assets	<u>1,524,259</u>
Total Assets	6,901,149
DEFERRED OUTFLOWS OF RESOURCES	
Deferred Items - IMRF	<u>139,193</u>
Total Assets and Deferred Outflows of Resources	<u>7,040,342</u>

The notes to the financial statements are an integral part of this statement.

	Business-Type Activities
	Enterprise
	Water
LIABILITIES	
Current Liabilities	
Accounts Payable	\$ 240,013
Accrued Payroll	7,779
Due to Other Funds	7,789
Compensated Absences Payable	7,333
Total Current Liabilities	<u>262,914</u>
Noncurrent Liabilities	
Compensated Absences Payable	29,333
Net Pension Assets - IMRF	193,308
Total OPEB Liability - RBP	562,734
Total Noncurrent Liabilities	<u>785,375</u>
Total Liabilities	<u>1,048,289</u>
DEFERRED INFLOWS OF RESOURCES	
Deferred Items - IMRF	<u>273,689</u>
Total Liabilities and Deferred Inflows of Resources	<u>1,321,978</u>
NET POSITION	
Investment in Capital Assets	1,524,259
Unrestricted	<u>4,194,105</u>
Total Net Position	<u><u>5,718,364</u></u>

The notes to the financial statements are an integral part of this statement.

VILLAGE OF STICKNEY, ILLINOIS

Statement of Revenues, Expenses, and Changes in Net Position - Proprietary Fund
For the Fiscal Year Ended April 30, 2021

	Business-Type Activities
	Enterprise
	Water
Operating Revenues	
Charges for Services	\$ 4,139,002
Operating Expenses	
Operations	3,347,312
Depreciation	76,553
Total Operating Expenses	3,423,865
Operating Income	715,137
Nonoperating Revenues (Expenses)	
Interest Income	1,576
Disposal of Capital Assets	(16,356)
	(14,780)
Income Before Transfers	700,357
Transfers In	—
Change in Net Position	700,357
Net Position - Beginning	5,018,007
Net Position - Ending	5,718,364

The notes to the financial statements are an integral part of this statement.

VILLAGE OF STICKNEY, ILLINOIS

**Statement of Cash Flows - Proprietary Fund
For the Fiscal Year Ended April 30, 2021**

	Business-Type Activities
	Enterprise
	Water
Cash Flows from Operating Activities	
Receipts from Customers and Users	\$ 2,888,745
Payments to Suppliers	(2,902,847)
Payments to Employees	(354,653)
	<u>(368,755)</u>
Cash Flows from Capital and Related Financing Activities	
Purchase of Capital Assets	<u>(121,655)</u>
Cash Flows from Investing Activities	
Interest Income	<u>1,576</u>
Net Change in Cash and Cash Equivalents	(488,834)
Cash and Cash Equivalents - Beginning	<u>3,491,151</u>
Cash and Cash Equivalents - Ending	<u><u>3,002,317</u></u>
Reconciliation of Operating Income to Net Cash Provided (Used) by Operating Activities	
Operating Income	715,137
Adjustments to Reconcile Operating Income to Net Cash Provided by (Used in) Operating Activities:	
Depreciation Expense	76,553
(Increase) Decrease in Current Assets	(1,250,257)
Increase (Decrease) in Current Liabilities	89,812
	<u>89,812</u>
Net Cash Provided by Operating Activities	<u><u>(368,755)</u></u>

The notes to the financial statements are an integral part of this statement.

VILLAGE OF STICKNEY, ILLINOIS

Statement of Fiduciary Net Position

April 30, 2021

	<u>Pension Trust</u>
	<u>Police Pension</u>
ASSETS	
Cash and Cash Equivalents	\$ 1,071,397
Investments	
U.S. Treasury Obligations	332,347
State and Local Obligations	363,067
Corporate Bonds	3,279,720
Common Stock	524,406
Mutual Funds	1,616,452
Receivables - Net of Allowance	
Accrued Interest	35,111
Due from Other Funds	<u>95,862</u>
Total Assets	<u>7,318,362</u>
LIABILITIES	
Accounts Payable	1,995
Accrued Payroll	79,753
Other Payable	<u>1,763</u>
Total Liabilities	<u>83,511</u>
NET POSITION	
Net Position Restricted for Pensions	<u><u>7,234,851</u></u>

The notes to the financial statements are an integral part of this statement.

VILLAGE OF STICKNEY, ILLINOIS

Statement of Changes in Fiduciary Net Position
For the Fiscal Year Ended April 30, 2021

	Pension Trust
	Police Pension
Additions	
Contributions	
Employer	\$ 1,363,599
Plan Members	277,151
Total Contributions	<u>1,640,750</u>
Investment Earnings	
Interest Earned	208,587
Net Change in Fair Value	911,426
	<u>1,120,013</u>
Less Investment Expenses	(16,564)
Net Investment Income	<u>1,103,449</u>
Total Additions	<u>2,744,199</u>
Deductions	
Administration	30,933
Benefits and Refunds	941,633
Total Deductions	<u>972,566</u>
Change in Fiduciary Net Position	1,771,633
Net Position Restricted for Pensions	
Beginning	<u>5,463,218</u>
Ending	<u><u>7,234,851</u></u>

The notes to the financial statements are an integral part of this statement.

VILLAGE OF STICKNEY, ILLINOIS

Notes to the Financial Statements

April 30, 2021

NOTE 1 - SUMMARY OF SIGNIFICANT ACCOUNTING POLICIES

The Village of Stickney (Village), incorporated in 1913, is a municipal corporation governed by an elected president and six-member Board of Trustees. The Village's major operations include police and fire safety, highway and street maintenance and reconstruction, forestry, building code enforcement, public improvements, economic development, planning and zoning, water services, and general administrative services. The Village is a home-rule municipality under the 1970 Illinois Constitution.

The government-wide financial statements are prepared in accordance with generally accepted accounting principles (GAAP). The Governmental Accounting Standards Board (GASB) is responsible for establishing GAAP for state and local governments through its pronouncements (Statements and Interpretations). The more significant of the Village's accounting policies established in GAAP and used by the Village are described below.

REPORTING ENTITY

The Village's financial reporting entity comprises the following:

Primary Government:	Village of Stickney
---------------------	---------------------

In determining the financial reporting entity, the Village complies with the provisions of GASB Statement No. 61, "The Financial Reporting Omnibus - an Amendment of GASB Statements No. 14 and No. 34," and includes all component units that have a significant operational or financial relationship with the Village. Based upon the criteria set forth in the GASB Statement No. 61, there are no component units included in the reporting entity.

Police Pension Employees Retirement System

The Village's sworn police employees participate in the Police Pension Employees Retirement System (PPERS). PPERS functions for the benefit of these employees and is governed by a five-member pension board. Two members appointed by the Village's Mayor, one elected pension beneficiary and two elected police employees constitute the pension board. The participants are required to contribute a percentage of salary as established by state statute and the Village is obligated to fund all remaining PPERS costs based upon actuarial valuations. The State of Illinois is authorized to establish benefit levels and the Village is authorized to approve the actuarial assumptions used in the determination of contribution levels. Although it is legally separate from the Village, the PPERS is reported as if it were part of the primary government because its sole purpose is to provide retirement benefits for the Village's police employees. The PPERS is reported as a pension trust fund.

Government-Wide Statements

The Village's basic financial statements include both government-wide (reporting the Village as a whole) and fund financial statements (reporting the Village's major funds). Both the government-wide and fund financial statements categorize primary activities as either governmental or business-type. The Village's public safety, public works, parks and recreation, and general administrative services are classified as governmental activities. The Village's water services is classified as business-type activities.

In the government-wide Statement of Net Position, both the governmental and business-type activities columns are: (a) presented on a consolidated basis by column, and (b) reported on a full accrual, economic resource basis, which recognizes all long-term assets/deferred outflows and receivables as well as long-term debt/deferred inflows and obligations. The Village's net position is reported in three parts: net investment in capital assets; restricted; and unrestricted. The Village utilizes restricted resources to finance qualifying activities.

VILLAGE OF STICKNEY, ILLINOIS

Notes to the Financial Statements

April 30, 2021

NOTE 1 - SUMMARY OF SIGNIFICANT ACCOUNTING POLICIES - Continued

BASIS OF PRESENTATION

Government-Wide Statements - Continued

The government-wide Statement of Activities reports both the gross and net cost of each of the Village's functions and business-type activities (general government, public safety, public works, parks and recreation, etc.). The functions are supported by general government revenues (property, sales and use taxes, certain intergovernmental revenues, fines, permits and charges, etc.). The Statement of Activities reduces gross expenses (including depreciation) by related program revenues, which include 1) charges to customers or applicants who purchase, use, or directly benefit from goods, services, or privileges provided by a given function or segment and 2) grants and contributions that are restricted to meeting the operational or capital requirements of a particular function or segment.

The net costs (by function or business-type activity) are normally covered by general revenue (property taxes, intergovernmental revenues, fines, permits and charges, etc.).

The Village does not allocate indirect costs. An administrative service fee is charged by the General Fund to the other operating funds that is eliminated like a reimbursement (reducing the revenue and expense in the General Fund) to recover the direct costs of General Fund services provided (finance, personnel, purchasing, legal, technology management, etc.).

This government-wide focus is more on the sustainability of the Village as an entity and the change in the Village's net position resulting from the current year's activities.

Fund Financial Statements

The financial transactions of the Village are reported in individual funds in the fund financial statements. Each fund is accounted for by providing a separate set of self-balancing accounts that comprise its assets/deferred outflows, liabilities/deferred inflows, fund equity, revenues and expenditures/expenses. Funds are organized into three major categories: governmental, proprietary, and fiduciary. The emphasis in fund financial statements is on the major funds in either the governmental or business-type activities categories.

GASB Statement No. 34 sets forth minimum criteria (percentage of the assets/deferred outflows, liabilities/deferred inflows, revenues or expenditures/expenses of either fund category or the governmental and enterprise combined) for the determination of major funds. The Village may electively add funds, as major funds, which either had debt outstanding or specific community focus. The nonmajor funds are combined in a column in the fund financial statements. A fund is considered major if it is a primary operating fund of the Village or meets the following criteria:

Total assets/deferred outflows, liabilities/deferred inflows, revenues, or expenditures/expenses of that individual governmental or enterprise fund are at least 10 percent of the corresponding total for all funds of that category or type; and

Total assets/deferred outflows, liabilities/deferred inflows, revenues, or expenditures/expenses of the individual governmental or enterprise fund are at least 5 percent of the corresponding total for all governmental and enterprise funds combined.

VILLAGE OF STICKNEY, ILLINOIS

Notes to the Financial Statements

April 30, 2021

NOTE 1 - SUMMARY OF SIGNIFICANT ACCOUNTING POLICIES - Continued

BASIS OF PRESENTATION - Continued

Fund Financial Statements - Continued

The various funds are reported by generic classification within the financial statements. The following fund types are used by the Village:

Governmental Funds

The focus of the governmental funds' measurement (in the fund statements) is upon determination of financial position and changes in financial position (sources, uses, and balances of financial resources) rather than upon net income. The following is a description of the governmental funds of the Village:

General Fund is the general operating fund of the Village. It accounts for all revenues and expenditures of the Village which are not accounted for in other funds. The General Fund is a major fund.

Special revenue funds are used to account for the proceeds of specific revenue sources that are legally restricted to expenditures for specified purposes. The Village maintains four special revenue funds. The Motor Fuel Tax Fund, a major fund is used to account for activity of the Village's Motor Fuel Tax allotments from the State of Illinois. This activity generally includes road resurfacing and other infrastructure improvements. The main revenue stream relates to funding from Motor Fuel Tax allotments.

Debt Service Funds are used to account for the accumulation of funds for the periodic payment of principal and interest on general long-term debt. The Debt Service Fund is treated as a major fund by the Village.

Capital Projects Funds are used to account financial resources to be used for the acquisition or construction of major projects or equipment. The Capital Projects Fund is treated as a nonmajor fund by the Village.

Proprietary Funds

The focus of proprietary fund measurement is upon determination of operating income, changes in net position, financial position, and cash flows. The generally accepted accounting principles applicable are those similar to businesses in the private sector. The following is a description of the proprietary fund of the Village:

Enterprise funds account for operations for which a fee is charged to external users for goods or services and the activity (a) is financed with debt that is solely secured by a pledge of the net revenues, (b) has third party requirements that the cost of providing services, including capital costs, be recovered with fees and charges or (c) establishes fees and charges based on a pricing policy designed to recover similar costs. The Village maintains one major fund. The Water Fund is used to account for the provision of waste water services to the residents of the Village. All activities necessary to provide such services are accounted for in this fund, including, but not limited to, administration, operations, maintenance, financing and related debt service, and billing and collection.

VILLAGE OF STICKNEY, ILLINOIS

Notes to the Financial Statements

April 30, 2021

NOTE 1 - SUMMARY OF SIGNIFICANT ACCOUNTING POLICIES - Continued

BASIS OF PRESENTATION - Continued

Fund Financial Statements - Continued

Fiduciary Funds

Fiduciary funds are used to report assets held in a trustee or custodial capacity for others and therefore are not available to support Village programs. The reporting focus is on net position and changes in net position and is reported using accounting principles similar to proprietary funds.

Pension trust funds are used to account for assets held in a trustee capacity for pension benefit payments. The Police Pension Fund accounts for the accumulation of resources to pay retirement and other related benefits for sworn members of the Village's police force.

The Village's pension trust fund is presented in the fiduciary fund financial statements. Since by definition these assets are being held for the benefit of a third party (pension participants) and cannot be used to address activities or obligations of the Village, these funds are not incorporated into the government-wide statements.

MEASUREMENT FOCUS AND BASIS OF ACCOUNTING

Measurement focus is a term used to describe "which" transactions are recorded within the various financial statements. Basis of accounting refers to "when" transactions are recorded regardless of the measurement focus applied.

Measurement Focus

On the government-wide Statement of Net Position and the Statement of Activities, both governmental and business-type activities are presented using the economic resources measurement focus as defined below. In the fund financial statements, the "current financial resources" measurement focus or the "economic resources" measurement focus is used as appropriate.

All governmental funds utilize a "current financial resources" measurement focus. Only current financial assets/deferred outflows and liabilities/deferred inflows are generally included on their balance sheets. Their operating statements present sources and uses of available spendable financial resources during a given period. These funds use fund balance as their measure of available spendable financial resources at the end of the period.

All proprietary and pension trust funds utilize an "economic resources" measurement focus. The accounting objectives of the "economic resources" measurement focus is the determination of operating income, changes in net position (or cost recovery), financial position, and cash flows. All assets/deferred outflows, liabilities/deferred inflows (whether current or noncurrent) associated with their activities are reported. Proprietary and pension trust fund equity is classified as net position.

VILLAGE OF STICKNEY, ILLINOIS

Notes to the Financial Statements

April 30, 2021

NOTE 1 - SUMMARY OF SIGNIFICANT ACCOUNTING POLICIES - Continued

MEASUREMENT FOCUS AND BASIS OF ACCOUNTING - Continued

Basis of Accounting

In the government-wide Statement of Net Position and Statement of Activities, governmental and business-type activities are presented using the accrual basis of accounting. Under the accrual basis of accounting, revenues are recognized when earned and expenses are recorded when the liability/deferred inflow is incurred or economic asset used. Revenues, expenses, gains, losses, assets/deferred outflows, and liabilities/deferred inflows resulting from exchange and exchange-like transactions are recognized when the exchange takes place.

In the fund financial statements, governmental funds are presented on the modified accrual basis of accounting. Under this modified accrual basis of accounting, revenues are recognized when “measurable and available.” Measurable means knowing or being able to reasonably estimate the amount. Available means collectible within the current period or within sixty days after year end. The Village recognizes property taxes when they become both measurable and available in accordance with GASB Codification Section P70. A sixty-day availability period is used for revenue recognition for all other governmental fund revenues. Expenditures (including capital outlay) are recorded when the related fund liability is incurred, except for general obligation bond principal and interest which are recognized when due.

In applying the susceptible to accrual concept under the modified accrual basis, those revenues susceptible to accrual are property taxes, sales and use taxes, franchise taxes, utility taxes, hotel/motel taxes, fines, interest revenue, and charges for services. All other revenues are not susceptible to accrual because generally they are not measurable until received in cash.

All proprietary funds and pension trust funds utilize the accrual basis of accounting. Under the accrual basis of accounting, revenues are recognized when earned and expenses are recorded when the liability is incurred or economic asset used.

Proprietary funds distinguish operating revenues and expenses from nonoperating items. Operating revenues and expenses generally result from providing services and producing and delivering goods in connection with a proprietary fund’s principal ongoing operations. The principal operating revenues of the Village’s enterprise fund are charges to customers for sales and services. The Village also recognizes as operating revenue the portion of tap fees intended to recover the cost of connecting new customers to the system. Operating expenses for the enterprise fund includes the cost of sales and services, administrative expenses, and depreciation on capital assets. All revenues and expenses not meeting this definition are reported as nonoperating revenues and expenses.

VILLAGE OF STICKNEY, ILLINOIS

Notes to the Financial Statements

April 30, 2021

NOTE 1 - SUMMARY OF SIGNIFICANT ACCOUNTING POLICIES - Continued

MEASUREMENT FOCUS AND BASIS OF ACCOUNTING - Continued

ASSETS/DEFERRED OUTFLOWS, LIABILITIES/DEFERRED INFLOWS, AND NET POSITION OR EQUITY

Cash and Investments

Cash and cash equivalents on the Statement of Net Position are considered to be cash on hand, demand deposits, cash with fiscal agent. For the purpose of the proprietary funds "Statement of Cash Flows," cash and cash equivalents are considered to be cash on hand, demand deposits, cash with fiscal agent, and all highly liquid investments with an original maturity of three months or less.

Investments are generally reported at fair value. Short-term investments are reported at cost, which approximates fair value. For investments, the Village categorizes its fair value measurements within the fair value hierarchy established by generally accepted accounting principles. The hierarchy is based on the valuation inputs used to measure the fair value of the asset. Level 1 inputs are quoted prices in active markets for identical assets; Level 2 inputs are significant other observable inputs; Level 3 inputs are significant unobservable inputs.

Receivables

In the government-wide financial statements, receivables consist of all revenues earned at year-end and not yet received. Allowances for uncollectible accounts receivable are based upon historical trends and the periodic aging of accounts receivable. Major receivables balances for governmental activities include property taxes, sales and use taxes, franchise taxes, and grants. Business-type activities report charges for services as their major receivables.

Prepays

Certain payments to vendors reflect costs applicable to future accounting periods and are recorded as prepaids in both the government-wide and fund financial statements. Prepays are valued at cost, which approximates market, using the first-in/first-out (FIFO) method. The costs of governmental fund-type prepaids are recorded as expenditures when consumed rather than when purchased.

Interfund Receivables, Payables and Activity

Interfund activity is reported as loans, services provided, reimbursements or transfers. Loans are reported as interfund receivables and payables as appropriate and are subject to elimination upon consolidation. Services provided, deemed to be at market or near market rates, are treated as revenues and expenditures/expenses. Reimbursements are when one fund incurs a cost, charges the appropriate benefiting fund and reduces its related cost as a reimbursement. All other interfund transactions are treated as transfers. Any residual balances outstanding between the governmental activities and business-type activities are reported in the government-wide financial statements as "internal balances."

VILLAGE OF STICKNEY, ILLINOIS

Notes to the Financial Statements

April 30, 2021

NOTE 1 - SUMMARY OF SIGNIFICANT ACCOUNTING POLICIES - Continued

ASSETS/DEFERRED OUTFLOWS, LIABILITIES/DEFERRED INFLOWS, AND NET POSITION OR EQUITY

Capital Assets

Capital assets purchased or acquired with an original cost of \$5,000, depending on asset class, or more are reported at historical cost or estimated historical cost. Contributed assets are reported at acquisition value as of the date received. Additions, improvements and other capital outlays that significantly extend the useful life of an asset are capitalized. Other costs incurred for repairs and maintenance are expensed as incurred.

The accounting and financial reporting treatment applied to a fund is determined by its measurement focus. General capital assets are long-lived assets of the Village as a whole. When purchased, such assets are recorded as expenditures in the governmental funds and capitalized. Infrastructure such as streets, traffic signals and signs are capitalized. The valuation basis for general capital assets are historical cost, or where historical cost is not available, estimated historical cost based on replacement costs.

Capital assets in the proprietary funds are capitalized in the fund in which they are utilized. The valuation bases for proprietary fund capital assets are the same as those used for the general capital assets. Donated capital assets are capitalized at acquisition value on the date donated.

Capital Assets - Continued

Depreciation on all assets is computed and recorded using the straight-line method of depreciation over the following estimated useful lives:

Land Improvements	20 Years
Buildings - Pumping Station and Tower	15 - 40 Years
Furniture and Office Equipment	5 - 10 Years
Equipment	10 Years
Vehicles, Trucks and Accessories	3 - 20 Years
Infrastructure - Waterworks System	50 Years
Infrastructure - Improvement to Systems	40 Years

Deferred Outflows/Inflows of Resources

Deferred outflow/inflow of resources represents an acquisition/reduction of net position that applies to a future period and therefore will not be recognized as an outflow of resources (expense)/inflow of resources (revenue) until that future time.

VILLAGE OF STICKNEY, ILLINOIS

Notes to the Financial Statements

April 30, 2021

NOTE 1 - SUMMARY OF SIGNIFICANT ACCOUNTING POLICIES - Continued

ASSETS/DEFERRED OUTFLOWS, LIABILITIES/DEFERRED INFLOWS, AND NET POSITION OR EQUITY - Continued

Compensated Absences

An ordinance adopted by the Village Board of Trustees provides a written policy for sick leave and vacation for salaried and hourly-paid employees of the Village. In accordance with this ordinance, vacations must be taken in the year after it is earned or forfeited except in the year where the employee terminates their employment with the Village. Any earned vacation will be paid to employees upon his separation of employment. Sick pay is allowable in accordance with the allowable days provided in the ordinance. Sick pay can be accumulate or accrued, but will not be paid out upon an employee's termination or retirement. The Village records a liability for accrued vacation which was earned in the previous year and no liability for unused sick days in these financial statements. However, police officers earn comp time, which the Village is liable to pay should the officer leave the Village. Therefore, this amount of comp time earned but not used or paid is also recorded in the Village-wide financial statements as compensated absences.

Long-Term Obligations

In the government-wide financial statements, and proprietary fund types in the fund financial statements, long-term debt and other long-term obligations are reported as liabilities in the applicable governmental activities, business-type activities, or proprietary fund type Statement of Net Position. Bond premiums and discounts are deferred and amortized over the life of the bonds using the effective interest method. Bonds payable are reported net of the applicable bond premium or discount. Bond issuance costs are reported as expenses at the time of issuance.

In the fund financial statements, governmental fund types recognize bond premiums and discounts, as well as bond issuance costs, during the current period. The face amount of debt issued is reported as other financing sources. Premiums received on debt issuances are reported as other financing sources while discounts on debt issuances are reported as other financing uses. Issuance costs, whether or not withheld from the actual debt proceeds received, are reported as debt service expenditures.

Net Position

In the government-wide financial statements, equity is classified as net position and displayed in three components:

Net Investment in Capital Assets - Consists of capital assets, including restricted capital assets, net of accumulated depreciation, and reduced by the outstanding balances of any bonds, mortgages, notes or other borrowings that are attributable to the acquisition, construction, or improvement of those assets.

Restricted - Consists of net position with constraints placed on the use either by (1) external groups such as creditors, grantors, contributors, or laws or regulations of other governments; or (2) law through constitutional provisions or enabling legislation.

Unrestricted - All other net position balances that do not meet the definition of "restricted" or "net investment in capital assets."

VILLAGE OF STICKNEY, ILLINOIS

Notes to the Financial Statements

April 30, 2021

NOTE 2 - STEWARDSHIP, COMPLIANCE AND ACCOUNTABILITY

BUDGETARY INFORMATION

Annual budgets are adopted on a basis consistent with accounting principle generally accepted in the United States of America for the General Fund, Motor Fuel Tax Fund, Debt Service Fund, Capital Projects Fund, and Water Fund. All annual appropriations lapse at fiscal year-end.

The appropriated budget is prepared by fund and department. the legal level of budgetary control (i.e. the level at which expenditures may not exceed appropriations) is the fund level. The budget may be amended during the year by the Village's Board of Trustees. During the year, no supplementary appropriations were necessary.

EXCESS OF ACTUAL EXPENDITURES OVER BUDGET IN INDIVIDUAL FUNDS

The following funds had an excess of actual expenditures over budget for the fiscal year:

Fund	Excess
General	\$ 304,926

DEFICIT FUND BALANCE

The following fund had deficit fund balance as of the date of this report:

Fund	Deficit
Capital Projects	\$ 414,108

NOTE 3 - DETAIL NOTES ON ALL FUNDS

DEPOSITS AND INVESTMENTS

The Village maintains a cash and investment pool that is available for use by all funds except the pension trust funds. Each fund type's portion of this pool is displayed on the financial statements as "cash and investments." In addition, investments are separately held by several of the Village's funds. The deposits and investments of the pension trust funds are held separately from those of other funds.

Permitted Deposits and Investments - Illinois Statutes authorizes the Village to make deposits/invest in commercial banks, savings and loan institutions, obligations of the U.S. Treasury and U.S. Agencies, obligations of States and their political subdivisions, credit union shares, repurchase agreements, commercial paper rated within the three highest classifications by at least two standard rating services, and Illinois Funds.

VILLAGE OF STICKNEY, ILLINOIS

Notes to the Financial Statements

April 30, 2021

NOTE 3 - DETAIL NOTES ON ALL FUNDS - Continued

DEPOSITS AND INVESTMENTS - Continued

The deposits and investments of the Pension Fund are held separately from those of other Village funds. Illinois Statutes authorizes the Pension Fund to make deposits/invest in interest bearing direct obligations of the United States of America; obligations that are fully guaranteed or insured as to the payment of principal and interest by the United States of America; bonds, notes, debentures, or similar obligations of agencies of the United States of America; savings accounts or certificates of deposit issued by banks or savings and loan associations chartered by the United States of America or by the State of Illinois, to the extent that the deposits are insured by the agencies or instrumentalities of the federal government; credit unions, to the extent that the deposits are insured by the agencies or instrumentalities of the federal government; State of Illinois bonds; pooled accounts managed by the Illinois Funds Market Fund (Formerly known as IPTIP, Illinois Public Treasurer's Investment Pool), or by banks, their subsidiaries or holding companies, in accordance with the laws of the State of Illinois; bonds or tax anticipation warrants of any county, township, or municipal corporation of the State of Illinois; direct obligations of the State of Israel; money market mutual funds managed by investment companies that are registered under the Federal Investment Company Act of 1940 and the Illinois Securities Law of 1953 and are diversified, open-ended management investment companies, provided the portfolio is limited to specified restrictions; general accounts of life insurance companies; and separate accounts of life insurance companies and mutual funds, the mutual funds must meet specific restrictions, provided the investment in separate accounts and mutual funds does not exceed ten percent of the Pension Fund's plan net position; and corporate bonds managed through an investment advisor, rated as investment grade by one of the two largest rating services at the time of purchase. Pension Funds with plan net position of \$2.5 million or more may invest up to forty-five percent of plan net position in separate accounts of life insurance companies and mutual funds. Pension Funds with plan net position of at least \$5 million that have appointed an investment advisor, may through that investment advisor invest up to forty-five percent of the plan net position in common and preferred stocks that meet specific restrictions. In addition, Pension Funds with plan net position of at least \$10 million that have appointed an investment advisor, may invest up to fifty percent of its net position in common and preferred stocks and mutual funds that meet specific restrictions effective July 1, 2011 and up to fifty-five percent effective July 1, 2012.

The Illinois Funds is an investment pool managed by the Illinois Public Treasurer's Office which allows governments within the State to pool their funds for investment purposes. The Illinois Funds is not registered with the SEC as an investment company. Investments in Illinois Funds are valued at the share price, the price for which the investment could be sold.

Village - Interest Rate Risk, Credit Risk, Custodial Credit Risk, and Concentration Risk

Deposits. At year-end, the carrying amount of the Village's deposits for governmental and business-type activities totaled \$3,328,194 and the bank balances totaled \$3,338,113. The Village also had \$3,527,553 invested in the Illinois Funds, which is measured at net asset value per share as determined by the pool.

Interest Rate Risk. Interest rate risk is the risk that changes in interest rates will adversely affect the fair value of an investment. The Village does not have an investment policy that addresses interest rate risk. The Village's investments in the Illinois Funds have an average maturity of less than one year.

VILLAGE OF STICKNEY, ILLINOIS

Notes to the Financial Statements

April 30, 2021

NOTE 3 - DETAIL NOTES ON ALL FUNDS - Continued

DEPOSITS AND INVESTMENTS - Continued

Village - Interest Rate Risk, Credit Risk, Custodial Credit Risk, and Concentration Risk - Continued

Credit Risk. Credit risk is the risk that an issuer or other counterparty to an investment will not fulfill its obligations. State law limits investments in commercial paper, corporate bonds and mutual bond funds to the top two ratings issued by nationally recognized statistical rating organizations. The Village does not have an investment policy that addresses credit risk. At year-end, the Village's investment in the Illinois Funds was rated AAAM by Standard & Poor's.

Custodial Credit Risk. In the case of deposits, this is the risk that in the event of a bank failure, the Village's deposits may not be returned to it. The Village does not have an investment policy that addresses custodial credit risk for deposits. At year-end, the entire amount of the bank balance of deposits was covered by collateral, federal depository or equivalent insurance.

For an investment, this is the risk that in the event of the failure of the counterparty, the Village will not be able to recover the value of its investments or collateral securities that are in the possession of an outside party. The Village does not have an investment policy that addresses custodial credit risk for investments. The Village's investments in the Illinois Funds are not subject to custodial credit risk.

Concentration Risk. This is the risk of loss attributed to the magnitude of the Village's investment in a single issuer. The Village places no limit on the amount the Village may invest in any one issuer. At year-end, the Village has no investments over 5 percent of the total cash and investment portfolio (other than investments issued or explicitly guaranteed by the U.S. government and investments in mutual funds, external investment pools, and other pooled investments).

Police Pension Fund - Interest Rate Risk, Credit Risk, Custodial Credit Risk, and Concentration Risk

Deposits. At year-end, the carrying amount of the Fund's deposits totaled \$1,071,397 and the bank balances totaled \$1,071,397.

Investments. The Fund has the following investment fair values and maturities:

Investment Type	Fair Value	Investment Maturities (in Years)			
		Less Than 1	1-5	6-10	More Than 10
U.S. Treasury Obligations	\$ 332,347	—	72,228	—	260,119
State and Local Obligations	363,067	125,981	99,023	41,084	96,979
Corporate Bonds	3,279,720	2,241,909	795,957	106,302	135,552
Totals	3,975,134	2,367,890	967,208	147,386	492,650

VILLAGE OF STICKNEY, ILLINOIS

Notes to the Financial Statements

April 30, 2021

NOTE 3 - DETAIL NOTES ON ALL FUNDS - Continued

DEPOSITS AND INVESTMENTS - Continued

Police Pension Fund - Interest Rate Risk, Credit Risk, Custodial Credit Risk, and Concentration Risk - Continued

Investments - Continued. The Fund has the following recurring fair value measurements as of April 30, 2021:

		Fair Value Measurements Using		
		Quoted Prices in Active Markets for Identical Assets (Level 1)	Significant Other Observable Inputs (Level 2)	Significant Unobservable Inputs (Level 3)
Investments by Fair Value Level	Total			
Debt Securities				
U.S. Treasury Obligations	\$ 332,347	332,347	—	—
State and Local Obligations	363,067	—	363,067	—
Corporate Bonds	3,279,720	—	3,279,720	—
Equity Securities				
Common Stock	524,406	524,406	—	—
Mutual Funds	1,616,452	1,616,452	—	—
Total Investments Measured at Fair Value	6,115,992	2,473,205	3,642,787	—

Debt Securities classified in Level 2 of the fair value hierarchy are valued using a matrix pricing technique. Matrix pricing is used to value securities based on the securities' relationship to benchmark quoted prices.

Interest Rate Risk. In accordance with the Fund's investment policy, the Fund limits its exposure to interest rate risk by structuring the portfolio to provide liquidity while at the same time matching investment maturities to projected fund liabilities.

Concentration of Risk. The Fund's investment policy requires it to diversify its investment portfolio. Assets invested shall be diversified to reduce the risk of loss resulting from over-concentration of assets in a specific maturity, a specific issuer or specific class of securities. At year-end, the Fund has \$524,406 invested in common stock and \$1,616,452 in mutual funds. At year-end, the Fund has over 5 percent of net plan assets available for retirement benefits (other than investments issued or explicitly guaranteed by the U.S. government and investments in mutual funds, external investment pools, and other pooled investments) invested in the following corporate bonds; Qwest Corp \$361,375, and Delta Airlines \$455,625.

VILLAGE OF STICKNEY, ILLINOIS

Notes to the Financial Statements

April 30, 2021

NOTE 3 - DETAIL NOTES ON ALL FUNDS - Continued

DEPOSITS AND INVESTMENTS - Continued

Police Pension Fund - Interest Rate Risk, Credit Risk, Custodial Credit Risk, and Concentration Risk - Continued

Credit Risk. The Fund helps limit its exposure to credit risk by primarily investing in securities issued by the United States Government and/or its agencies that are implicitly guaranteed by the United States Government. The Fund's investment policy establishes criteria for allowable investments; those criteria follow the requirements of the Illinois Pension Code. The investments in state and local obligations were rated A to AA+ and the corporate bonds were rated from BBB- to AAA by Standard and Poor's. The Fund's investment policy also prescribes to the "prudent person" rule, which states, "Investments shall be made with judgment and care, under circumstances then prevailing, which persons of prudence, discretion, and intelligence exercise in the management of their own affairs, not for speculation, but for investment, considering the primary objective of safety as well as the secondary objective of the attainment of market rates of return."

Custodial Credit Risk – Deposits. The Fund's investment policy requires pledging of collateral with a fair value of 115% of all bank balances in excess of federal depository insurance. At year-end the entire amount of the bank balance of the deposits was covered by federal depository or equivalent insurance.

Custodial Credit Risk – Investments. Money market mutual funds and equity mutual funds are not subject to custodial credit risk. At April 30, 2021, the U.S. treasury obligations and the state and local obligations are held by the counterparty in the trust department. The Fund limits its exposure to custodial credit risk by utilizing an independent third-party institution, selected by the Fund, to act as custodian for its securities and collateral.

Concentration Risk. The Fund's investment policy in accordance with Illinois Compiled Statutes (ILCS) establishes the following target allocation across asset classes:

Asset Class	Target	Long-Term Expected Real Rate of Return
Fixed Income	53.0%	1.3%
Domestic Equities	20.0%	5.4%
Real Estate	5.0%	4.5%
Blended	10.0%	3.5%
International Equities	10.0%	5.5%
Cash and Cash Equivalents	2.0%	0.0%

Illinois Compiled Statutes (ILCS) limit the Fund's investments in equities to 45% of the Fund's net position. Securities in any one company should not exceed 5% of the total fund.

VILLAGE OF STICKNEY, ILLINOIS

Notes to the Financial Statements

April 30, 2021

NOTE 3 - DETAIL NOTES ON ALL FUNDS - Continued

DEPOSITS AND INVESTMENTS - Continued

Police Pension Fund - Interest Rate Risk, Credit Risk, Custodial Credit Risk, and Concentration Risk - Continued

Concentration Risk - Continued. The long-term expected rate of return on the Fund's investments was determined using an asset allocation study conducted by the Fund's investment management consultant in May 2021 in which best-estimate ranges of expected future real rates of return (net of pension plan investment expense and inflation) were developed for each major asset class. These ranges were combined to produce the long-term expected rate of return by weighting the expected future real rates of return by the target asset allocation percentage and by adding the expected inflation. Best estimates or arithmetic real rates of return for each major asset class included in the Fund's target asset allocation as of April 30, 2021 are listed in the table above.

The Fund has diversified its equity mutual fund holdings as follows:

Equity Mutual Funds	Fair Value
Coheen Steers Qual Incom	\$ 78,305
EMQQ Emerging Mkt	79,712
ETFMG Alternative	25,656
EFTMG Prime Junior	72,944
First Trust	67,630
First Trust North	54,577
Invesco DB Agriculture	110,400
Ishares Russell 2000	44,978
Ishares Silver Trust	192,080
SPDR Gold Trust	331,320
SPDR S&P Dividend ETF	245,500
Tortoise North American	56,049
Vaneck Vectors JR Gold	100,551
Matthews Pacific Tiger	106,461
T Rowe Price Cap Appr Fd	36,264
William Blair Small Mid	14,025
	<u>1,616,452</u>

Rate of Return

For the year ended April 30, 2021, the annual money-weighted rate of return on pension plan investments, net of pension plan investment expense, was 19.91%. The money-weighted rate of return expresses investment performance, net of investment expense, adjusted for the changing amounts actually invested.

VILLAGE OF STICKNEY, ILLINOIS

Notes to the Financial Statements

April 30, 2021

NOTE 3 - DETAIL NOTES ON ALL FUNDS - Continued

PROPERTY TAXES

Property taxes for 2020 attach as an enforceable lien on January 1, on property values assessed as of the same date. Taxes are levied by December of the subsequent fiscal year (by passage of a Tax Levy Resolution). Tax bills are prepared by the County and are payable in two installments, on or about March 1 and August 1 during the following year. The County collects such taxes and remits them periodically.

INTERFUND BALANCES

All of the below balances represent short-term loans to cover deficit cash balances at April 30, 2021. All the balances are expected to be repaid within one year. The composition of interfund balances as of the date of this report, is as follows:

Receivable Fund	Payable Fund	Amount
General	Motor Fuel Tax	\$ 389,424
General	Nonmajor	534,338
Debt Service	General	292,754
Nonmajor Governmental	General	223,612
Nonmajor Governmental	Water	7,789
Water	General	1,938,300
Police Pension	General	<u>95,862</u>
		<u><u>3,482,079</u></u>

VILLAGE OF STICKNEY, ILLINOIS

Notes to the Financial Statements

April 30, 2021

NOTE 3 - DETAIL NOTES ON ALL FUNDS - Continued

CAPITAL ASSETS

Governmental Activities

Governmental capital asset activity for the year was as follows:

	Beginning Balances	Increases	Decreases	Ending Balances
Nondepreciable Capital Assets				
Land	\$ 1,349,598	—	—	1,349,598
Construction in Progress	18,326	—	18,326	—
	<u>1,367,924</u>	<u>—</u>	<u>18,326</u>	<u>1,349,598</u>
Depreciable Capital Assets				
Land Improvements	1,057,602	—	—	1,057,602
Buildings	9,825,938	—	—	9,825,938
Furniture and Equipment	121,419	—	—	121,419
Equipment	1,622,604	31,874	13,850	1,640,628
Vehicles	3,064,218	228,936	—	3,293,154
Infrastructure	8,051,640	—	—	8,051,640
	<u>23,743,421</u>	<u>260,810</u>	<u>13,850</u>	<u>23,990,381</u>
Less Accumulated Depreciation				
Land Improvements	794,968	37,529	—	832,497
Buildings	4,554,835	237,334	—	4,792,169
Furniture and Equipment	108,252	5,736	—	113,988
Equipment	1,234,031	74,169	13,850	1,294,350
Vehicles	2,409,002	169,118	—	2,578,120
Infrastructure	2,077,948	197,573	—	2,275,521
	<u>11,179,036</u>	<u>721,459</u>	<u>13,850</u>	<u>11,886,645</u>
Total Net Depreciable Capital Assets	<u>12,564,385</u>	<u>(460,649)</u>	<u>—</u>	<u>12,103,736</u>
Total Net Capital Assets	<u>13,932,309</u>	<u>(460,649)</u>	<u>18,326</u>	<u>13,453,334</u>

Depreciation expense was charged to governmental activities as follows:

General Government	\$ 77,815
Public Safety	371,504
Public Works	222,830
Parks and Recreation	49,310
	<u>721,459</u>

VILLAGE OF STICKNEY, ILLINOIS

Notes to the Financial Statements

April 30, 2021

NOTE 3 - DETAIL NOTES ON ALL FUNDS - Continued

CAPITAL ASSETS - Continued

Business-Type Activities

Business-type capital asset activity for the year was as follows:

	Beginning Balances	Increases	Decreases	Ending Balances
Nondepreciable Capital Assets				
Land	\$ 25,575	—	—	25,575
Depreciable Capital Assets				
Pumping Station and Tower	1,047,314	99,655	68,151	1,078,818
Waterworks System	949,000	—	—	949,000
Office Equipment	59,216	—	—	59,216
Truck and Accessories	154,209	—	—	154,209
Improvements to System	1,920,033	—	—	1,920,033
Buildings	899,272	22,000	—	921,272
	<u>5,029,044</u>	<u>121,655</u>	<u>68,151</u>	<u>5,082,548</u>
Less Accumulated Depreciation				
Pumping Station and Tower	354,030	19,888	51,795	322,123
Waterworks System	801,438	10,325	—	811,763
Office Equipment	59,216	—	—	59,216
Truck and Accessories	96,125	6,548	—	102,673
Improvements to System	1,456,493	33,731	—	1,490,224
Buildings	791,804	6,061	—	797,865
	<u>3,559,106</u>	<u>76,553</u>	<u>51,795</u>	<u>3,583,864</u>
Total Net Depreciable Capital Assets	<u>1,469,938</u>	<u>45,102</u>	<u>16,356</u>	<u>1,498,684</u>
Total Net Capital Assets	<u>1,495,513</u>	<u>45,102</u>	<u>16,356</u>	<u>1,524,259</u>

Depreciation expense was charged to business-type activities as follows:

Water	<u><u>\$ 76,553</u></u>
-------	-------------------------

VILLAGE OF STICKNEY, ILLINOIS

Notes to the Financial Statements

April 30, 2021

NOTE 3 - DETAIL NOTES ON ALL FUNDS - Continued

LONG-TERM DEBT

General Obligation Bonds

The Village issues general obligation bonds to provide funds for the acquisition and construction of major capital facilities. General obligation bonds have been issued for governmental activities. General obligation bonds are direct obligations and pledge the full faith and credit of the Village. General obligation bonds currently outstanding are as follows:

Issue	Beginning Balances	Issuances	Retirements	Ending Balances
\$5,965,000 General Obligation Refunding Bonds of 2018 - Due in annual installments of \$555,000 to \$790,000 plus interest at 4.00% to 5.00% through December 1, 2028.	\$ 5,965,000	—	555,000	5,410,000

Installment Contract

The Village also issues installment contracts payable to provide funds for the purchase of capital assets. Installment contracts currently outstanding are as follows:

Issue	Beginning Balances	Issuances	Retirements	Ending Balances
\$230,000 Installment Contract of 2020 - Due in annual installments of \$56,180 to \$58,833 plus interest at 1.55% to 6.35% through September 11, 2024.	\$ —	230,000	—	230,000

Legal Debt Margin

Article VII, Section 6(k) of the 1970 Illinois Constitution governs the computation of legal debt margin. “The General Assembly may limit by law the amount and require referendum approval of debt to be incurred by home rule municipalities, payable from ad valorem property tax receipts, only in excess of the following percentages of the assessed value of its taxable property...(2) if its population is more than 25,000 and less than 500,000 an aggregate of one percent: indebtedness which is outstanding on the effective date (July 1, 1971) of this constitution or which is thereafter approved by referendum...shall not be included in the foregoing percentage amounts.” To date the Illinois General Assembly has set no limits for home rule municipalities. The Village is a home rule municipality.

VILLAGE OF STICKNEY, ILLINOIS

Notes to the Financial Statements

April 30, 2021

NOTE 3 - DETAIL NOTES ON ALL FUNDS - Continued

LONG-TERM DEBT - Continued

Long-Term Liabilities Activity

Changes in long-term liabilities during the fiscal year were as follows:

Type of Debt	Beginning Balances	Additions	Deductions	Ending Balances	Amounts Due within One Year
Governmental Activities					
Compensated Absences	\$ 333,644	117,902	58,951	392,595	78,519
Net Pension Liability - IMRF	929,792	—	462,922	466,870	—
Net Pension Liability - Police Pension	14,956,204	—	81	14,956,123	—
Total OPEB Liability - RBP	3,894,927	—	406,237	3,488,690	—
General Obligation Bonds	5,965,000	—	555,000	5,410,000	580,000
Plus: Unamortized Premium	565,208	—	107,370	457,838	91,429
Installment Contract	—	230,000	—	230,000	56,180
	<u>26,644,775</u>	<u>347,902</u>	<u>1,590,561</u>	<u>25,402,116</u>	<u>806,128</u>
Business-Type Activities					
Compensated Absences	30,170	12,992	6,496	36,666	7,333
Net Pension Liability - IMRF	333,728	—	140,420	193,308	—
Total OPEB Liability - RBP	441,795	120,939	—	562,734	—
	<u>805,693</u>	<u>133,931</u>	<u>146,916</u>	<u>792,708</u>	<u>7,333</u>

For the governmental activities, payments on the compensated absences, the net pension liabilities and the total OPEB liability are made by the General Fund. Payments on general obligation bonds are being liquidated by the Debt Service Fund. Payments on the installment contract are made by the Capital Projects Fund.

Additionally, for the business-type activities, the compensated absences, the net pension liability, and the total OPEB liability are being liquidated by the Water Fund.

VILLAGE OF STICKNEY, ILLINOIS

Notes to the Financial Statements

April 30, 2021

NOTE 3 - DETAIL NOTES ON ALL FUNDS - Continued

LONG-TERM DEBT - Continued

Debt Service Requirements to Maturity

The annual debt service requirements to maturity, including principal and interest, are as follows:

Fiscal Year	Governmental Activities			
	General Obligation Bonds		Installment Contract	
	Principal	Interest	Principal	Interest
2022	\$ 580,000	252,400	56,180	3,565
2023	605,000	229,200	57,051	2,694
2024	625,000	205,000	57,935	1,810
2025	650,000	180,000	58,834	912
2026	685,000	147,500	—	—
2027	720,000	113,250	—	—
2028	755,000	77,250	—	—
2029	790,000	39,500	—	—
Totals	<u>5,410,000</u>	<u>1,244,100</u>	<u>230,000</u>	<u>8,981</u>

NET POSITION/FUND BALANCE CLASSIFICATIONS

Net Investment in Capital Assets

Net investment in capital assets was comprised of the following as of April 30, 2021:

Governmental Activities	
Capital Assets - Net of Accumulated Depreciation	\$ 13,453,334
Less Capital Related Debt:	
General Obligation Bonds	(5,410,000)
Unamortized Premium	(457,838)
Installment Contract	<u>(230,000)</u>
Net Investment in Capital Assets	<u>7,355,496</u>
Business-Type Activities	
Capital Assets - Net of Accumulated Depreciation	<u>1,524,259</u>

VILLAGE OF STICKNEY, ILLINOIS

Notes to the Financial Statements

April 30, 2021

NOTE 3 - DETAIL NOTES ON ALL FUNDS - Continued

NET POSITION/FUND BALANCE CLASSIFICATIONS - Continued

Fund Balance Classifications

In the governmental funds financial statements, the Village considers restricted amounts to have been spent when an expenditure is incurred for purposes for which both restricted and unrestricted fund balance is available. The Village first utilizes committed, then assigned and then unassigned fund balance when an expenditure is incurred for purposes for which all three unrestricted fund balances are available.

Nonspendable Fund Balance. Consists of resources that cannot be spent because they are either: a) not in a spendable form; or b) legally or contractually required to be maintained intact.

Restricted Fund Balance. Consists of resources that are restricted to specific purposes, that is, when constraints placed on the use of resources are either: a) externally imposed by creditors (such as through debt covenants), grantors, contributors, or laws or regulations of other governments; or b) imposed by law through constitutional provisions or enabling legislation.

Committed Fund Balance. Consists of resources constrained (issuance of an ordinance) to specific purposes by the government itself, using its highest level of decision-making authority, the Board of Trustees; to be reported as committed, amounts cannot be used for any other purpose unless the government takes the same highest-level action to remove or change the constraint.

Assigned Fund Balance. Consists of amounts that are constrained by the Board of Trustees intent to be used for specific purposes but are neither restricted nor committed. Intent is expressed by the Board of Trustees itself or by a body or official to which the Board of Trustees has delegated the authority to assign amounts to be used for specific purposes. The Village's highest level of decision-making authority is the Board of Trustees, who is authorized to assign amounts to a specific purpose.

Unassigned Fund Balance. Consists of residual net resources of a fund that has not been restricted, committed, or assigned within the General Fund and deficit fund balances of other governmental funds.

VILLAGE OF STICKNEY, ILLINOIS

Notes to the Financial Statements

April 30, 2021

NOTE 3 - DETAIL NOTES ON ALL FUNDS - Continued

FUND BALANCE CLASSIFICATIONS - Continued

The following is a schedule of fund balance classifications for the governmental funds as of the date of this report:

	General	Special Revenue Motor Fuel Tax	Debt Service	Nonmajor	Totals
Fund Balances					
Nonspendable					
Prepays	\$ 228,811	—	—	—	228,811
Restricted					
Debt Service	—	—	412,812	—	412,812
Streets	—	1,102,510	—	—	1,102,510
Police Activities	—	—	—	13,952	13,952
	—	1,102,510	412,812	13,952	1,529,274
Unassigned	649,821	—	—	(414,108)	235,713
Total Fund Balances	878,632	1,102,510	412,812	(400,156)	1,993,798

NOTE 4 - OTHER INFORMATION

CONTINGENT LIABILITIES

Litigation

The Village is a defendant in various lawsuits. Currently, there is an open case against the Village originating from a complaint regarding prior payroll expenditures, with a probable settlement amount of approximately \$500,000. The Village has reported this estimated liability in the General Fund.

Grants

Amounts received or receivable from grantor agencies are subject to audit and adjustment by grantor agencies, principally the federal government. Any disallowed claims, including amounts already collected, may constitute a liability of the applicable funds. The amount, if any, of expenditures which may be disallowed by the grantor cannot be determined at this time although the Village expects such amounts, if any, to be immaterial.

Financial Impact due to COVID-19

In March 2020, the World Health Organization declared the COVID-19 virus a public health emergency. As of the date of this report, the extent of the impact of COVID-19 on the Village's operations and financial position cannot be determined.

VILLAGE OF STICKNEY, ILLINOIS

Notes to the Financial Statements

April 30, 2021

NOTE 4 - OTHER INFORMATION - Continued

RISK MANAGEMENT

Intergovernmental Risk Management Agency (IRMA)

The Village participates in the Intergovernmental Risk Management Agency (IRMA). IRMA is an organization of municipalities and special districts in Northeastern Illinois which have formed an association under the Illinois Intergovernmental Cooperations Statute to pool its risk management needs.

The agency administers a mix of self-insurance and commercial insurance coverages; property/casualty and workers' compensation claim administration/litigation management services; unemployment claim administration; extensive risk management/loss control consulting and training programs; and a risk information system and financial reporting service for its members.

The Village's payments to IRMA are displayed on the financial statements as expenditures/expenses in appropriate funds. Each member assumes the first \$2,500 of each occurrence, and IRMA has a mix of self-insurance and commercial insurance at various amounts about that level. Each member appoints one delegate, along with an alternate delegate, to represent the member on the Board of Directors. The Village does not exercise any control over the activities of the Agency beyond its representation on the Board of Directors. Initial contributions are determined each year based on the individual member's eligible revenue as defined in the by-laws of IRMA and experience modification factors based on past member loss experience. Members have a contractual obligation to fund any deficit of IRMA attributable to a membership year during which they were a member. Supplemental contributions may be required to fund these deficits.

EMPLOYEE RETIREMENT SYSTEM - DEFINED BENEFIT PENSION PLANS

The Village contributes to two defined benefit pension plans, the Illinois Municipal Retirement Fund (IMRF), a defined benefit agent multiple-employer public employee retirement system and the Police Pension Plan which is a single-employer pension plan. IMRF does issue a publicly available financial report that includes financial statements and required supplementary information for the plan as a whole, but not by individual employer. That report may be obtained on-line at www.imrf.org. The Police Pension Plan also issues a separate report that may be obtained by writing the Village at 6533 Pershing Road, Stickney, IL 60402. The benefits, benefit levels, employee contributions and employer contributions are governed by Illinois Compiled Statutes (ILCS) and can only be amended by the Illinois General Assembly.

The aggregate amounts recognized for the pension plans are:

	Expense	Net Pension Liabilities	Deferred Outflows	Deferred Inflows
IMRF	\$ 106,337	660,178	475,368	934,692
Police Pension	67,119	14,956,123	2,516,905	1,985,329
	<u>173,456</u>	<u>15,616,301</u>	<u>2,992,273</u>	<u>2,920,021</u>

VILLAGE OF STICKNEY, ILLINOIS

Notes to the Financial Statements

April 30, 2021

NOTE 4 - OTHER INFORMATION - Continued

EMPLOYEE RETIREMENT SYSTEM - DEFINED BENEFIT PENSION PLANS - Continued

Illinois Municipal Retirement Fund (IMRF)

Plan Descriptions

Plan Administration. All employees (other than those covered by the Police Pension Plan) hired in positions that meet or exceed the prescribed annual hourly standard must be enrolled in IMRF as participating members. The plan is accounted for on the economic resources measurement focus and the accrual basis of accounting. Employer and employee contributions are recognized when earned in the year that the contributions are required, benefits and refunds are recognized as an expense and liability when due and payable.

Benefits Provided. IMRF has three benefit plans. The vast majority of IMRF members participate in the Regular Plan (RP). The Sheriff's Law Enforcement Personnel (SLEP) plan is for sheriffs, deputy sheriffs, and selected police chiefs. Counties could adopt the Elected County Official (ECO) plan for officials elected prior to August 8, 2011 (the ECO plan was closed to new participants after that date).

IMRF provides two tiers of pension benefits. Employees hired *before* January 1, 2011, are eligible for Tier 1 benefits. Tier 1 employees are vested for pension benefits when they have at least eight years of qualifying service credit. Tier 1 employees who retire at age 55 (at reduced benefits) or after age 60 (at full benefits) with eight years of service are entitled to an annual retirement benefit, payable monthly for life, in an amount equal to 1-2/3% of the final rate of earnings for the first 15 years of service credit, plus 2% for each year of service credit after 15 years to a maximum of 75% of their final rate of earnings. Final rate of earnings is the highest total earnings during any consecutive 48 months within the last 10 years of service, divided by 48. Under Tier 1, the pension is increased by 3% of the original amount on January 1 every year after retirement.

Employees hired *on or after* January 1, 2011, are eligible for Tier 2 benefits. For Tier 2 employees, pension benefits vest after ten years of service. Participating employees who retire at age 62 (at reduced benefits) or after age 67 (at full benefits) with ten years of service are entitled to an annual retirement benefit, payable monthly for life, in an amount equal to 1-2/3% of the final rate of earnings for the first 15 years of service credit, plus 2% for each year of service credit after 15 years to a maximum of 75% of their final rate of earnings. Final rate of earnings is the highest total earnings during any 96 consecutive months within the last 10 years of service, divided by 96. Under Tier 2, the pension is increased on January 1 every year after retirement, upon reaching age 67, by the lesser of:

- 3% of the original pension amount, or
- 1/2 of the increase in the Consumer Price Index of the original pension amount.

VILLAGE OF STICKNEY, ILLINOIS

Notes to the Financial Statements

April 30, 2021

NOTE 4 - OTHER INFORMATION - Continued

EMPLOYEE RETIREMENT SYSTEM - DEFINED BENEFIT PENSION PLANS - Continued

Illinois Municipal Retirement Fund (IMRF) - Continued

Plan Descriptions - Continued

Plan Membership. As of December 31, 2020, the measurement date, the following employees were covered by the benefit terms:

Inactive Plan Members Currently Receiving Benefits	21
Inactive Plan Members Entitled to but not yet Receiving Benefits	24
Active Plan Members	<u>31</u>
Total	<u><u>76</u></u>

Contributions. As set by statute, the Village's Regular Plan Members are required to contribute 4.50% of their annual covered salary. The statute requires employers to contribute the amount necessary, in addition to member contributions, to finance the retirement coverage of its own employees. For the year-ended April 30, 2021, the Village's contribution was 13.55% of covered payroll.

Net Pension Liability. The Village's net pension liability was measured as of December 31, 2020. The total pension liability used to calculate the net pension liability was determined by an actuarial valuation as of that date.

Actuarial Assumptions. The total pension liabilities were determined by an actuarial valuation performed, as of December 31, 2020, using the following actuarial methods and assumptions:

Actuarial Cost Method	Entry Age Normal
Asset Valuation Method	Fair Value
Actuarial Assumptions	
Interest Rate	7.25%
Salary Increases	2.85% to 13.75%
Cost of Living Adjustments	2.25%
Inflation	2.25%

VILLAGE OF STICKNEY, ILLINOIS

Notes to the Financial Statements

April 30, 2021

NOTE 4 - OTHER INFORMATION - Continued

EMPLOYEE RETIREMENT SYSTEM - DEFINED BENEFIT PENSION PLANS - Continued

Illinois Municipal Retirement Fund (IMRF) - Continued

Plan Descriptions - Continued

Actuarial Assumptions - Continued. For nondisabled retirees, the Pub-2010, Amount-Weighted, below-median income, General, Retiree, Male (adjusted 106%) and Female (adjusted 105%) tables, and future mortality improvements projected using scale MP-2020. For disabled retirees, the Pub-2010, Amount-Weighted, below-median income, General, Disabled Retiree, Male and Female (both unadjusted) tables, and future mortality improvements projected using scale MP-2020. For active members, the Pub-2010, Amount-Weighted, below-median income, General, Employee, Male and Female (both unadjusted) tables, and future mortality improvements projected using scale MP-2020.

The long-term expected rate of return on pension plan investments was determined using a building-block method in which best-estimate ranges of expected future real rates of return (expected returns, net of pension plan investment expense, and inflation) are developed for each major asset class. These ranges are combined to produce the long-term expected rate of return by weighting the expected future real rates of return to the target asset allocation percentage and adding expected inflation. The target allocation and best estimates of geometric real rates of return for each major asset class are summarized in the following table:

Asset Class	Target	Long-Term Expected Real Rate of Return
Fixed Income	28.00%	1.30%
Domestic Equities	37.00%	5.00%
International Equities	18.00%	6.00%
Real Estate	9.00%	6.20%
Blended	7.00%	2.85% - 6.95%
Cash and Cash Equivalents	1.00%	0.70%

Discount Rate

The discount rate used to measure the total pension liability was 7.25%, the same as the prior valuation. The projection of cash flows used to determine the discount rate assumed that member contributions will be made at the current contribution rate and that Village contributions will be made at rates equal to the difference between the actuarially determined contribution rates and the member rate. Based on those assumptions, the Fund's fiduciary net position was projected to be available to make all project future benefit payments of current plan members. Therefore, the long-term expected rate of return on pension plan investments was applied to all period of projected benefit payments to determine the total pension liability.

VILLAGE OF STICKNEY, ILLINOIS

Notes to the Financial Statements

April 30, 2021

NOTE 4 - OTHER INFORMATION - Continued

EMPLOYEE RETIREMENT SYSTEM - DEFINED BENEFIT PENSION PLANS - Continued

Illinois Municipal Retirement Fund (IMRF) - Continued

Discount Rate Sensitivity

The following is a sensitivity analysis of the net pension liability/(asset) to changes in the discount rate. The table below presents the net pension liability/(asset) of the Village calculated using the discount rate as well as what the Village's net pension liability/(asset) would be if it were calculated using a discount rate that is one percentage point lower or one percentage point higher than the current rate:

	1% Decrease (6.25%)	Current Discount Rate (7.25%)	1% Increase (8.25%)
Net Pension Liability/(Asset)	\$ 1,928,009	660,178	(303,399)

Changes in the Net Pension Liability

	Total Pension Liability (A)	Plan Fiduciary Net Position (B)	Net Pension Liability (A) - (B)
Balances at April 30, 2020	\$ 8,502,606	7,239,086	1,263,520
Changes for the Year:			
Service Cost	162,952	—	162,952
Interest	609,191	—	609,191
Differences Between Expected and Actual Experience	(44,366)	—	(44,366)
Change of Assumptions	(126,940)	—	(126,940)
Contributions - Employer	—	187,389	(187,389)
Contributions - Members	—	79,941	(79,941)
Net Investment Income	—	993,958	(993,958)
Benefit Payments, Including Refunds of Member Contributions	(362,893)	(362,893)	—
Other (Net Transfer)	—	(57,109)	57,109
Net Changes	237,944	841,286	(603,342)
Balances at April 30, 2021	8,740,550	8,080,372	660,178

VILLAGE OF STICKNEY, ILLINOIS

Notes to the Financial Statements

April 30, 2021

NOTE 4 - OTHER INFORMATION - Continued

EMPLOYEE RETIREMENT SYSTEM - DEFINED BENEFIT PENSION PLANS - Continued

Illinois Municipal Retirement Fund (IMRF) - Continued

Pension Expense, Deferred Outflows of Resources, and Deferred Inflows of Resources Related to Pensions

For the year ended April 30, 2021, the Village recognized pension expense of \$106,337. At April 30, 2021, the Village reported deferred outflows or resources and deferred inflows of resources related to pensions from the following sources:

	Deferred Outflows of Resources	Deferred Inflows of Resources	Totals
Difference Between Expected and Actual Experience	\$ 264,306	(162,011)	102,295
Change in Assumptions	144,069	(223,705)	(79,636)
Net Difference Between Projected and Actual Earnings on Pension Plan Investments	—	(548,976)	(548,976)
Total Pension Expense to be Recognized in Future Periods	408,375	(934,692)	(526,317)
Pension Contributions Made Subsequent to the Measurement Date	66,993	—	66,993
Total Deferred Amounts Related to IMRF	<u>475,368</u>	<u>(934,692)</u>	<u>(459,324)</u>

\$66,993 reported as deferred outflows of resources related to pensions resulting from employer contributions subsequent to the measurement date and will be recognized as a reduction of the net pension liability in the reporting year ended April 30, 2022. Amounts reported as deferred outflows of resources and deferred inflows of resources related to pensions will be recognized in pension expense in future periods as follows:

Fiscal Year	Net Deferred (Inflows) of Resources
2022	\$ (135,996)
2023	(40,007)
2024	(208,467)
2025	(137,753)
2026	(4,094)
Thereafter	<u>—</u>
Totals	<u>(526,317)</u>

VILLAGE OF STICKNEY, ILLINOIS

Notes to the Financial Statements

April 30, 2021

NOTE 4 - OTHER INFORMATION - Continued

EMPLOYEE RETIREMENT SYSTEM - DEFINED BENEFIT PENSION PLANS - Continued

Police Pension Plan

Plan Descriptions

Plan Administration. The Police Pension Plan is a single-employer defined benefit pension plan that covers all sworn police personnel. The defined benefits and employee and minimum employer contribution levels are governed by Illinois Compiled Statutes (40 ILCS 5/3-1) and may be amended only by the Illinois legislature. The Village accounts for the Fund as a pension trust fund. The Fund is governed by a five-member pension board. Two members of the Board are appointed by the Village President, one member is elected by pension beneficiaries and two members are elected by active police employees.

Plan Membership. At April 30, 2021, the measurement date, membership consisted of the following:

Inactive Plan Members Currently Receiving Benefits	16
Inactive Plan Members Entitled to but not yet Receiving Benefits	5
Active Plan Members	<u>19</u>
Total	<u><u>40</u></u>

Benefits Provided. The following is a summary of the Police Pension Plan as provided for in Illinois State Statutes.

The Police Pension Plan provides retirement benefits through two tiers of benefits as well as death and disability benefits. Covered employees hired before January 1, 2011 (Tier 1), attaining the age of 50 or older with 20 or more years of creditable service are entitled to receive an annual retirement benefit of $\frac{1}{2}$ of the salary attached to the rank held on the last day of service, or for one year prior to the last day, whichever is greater. The annual benefit shall be increased by 2.5 percent of such salary for each additional year of service over 20 years up to 30 years, to a maximum of 75 percent of such salary. Employees with at least eight years but less than 20 years of credited service may retire at or after age 60 and receive a reduced benefit. The monthly benefit of a police officer who retired with 20 or more years of service after January 1, 1977 shall be increased annually, following the first anniversary date of retirement and be paid upon reaching the age of at least 55 years, by 3 percent of the original pension and 3 percent compounded annually thereafter.

VILLAGE OF STICKNEY, ILLINOIS

Notes to the Financial Statements

April 30, 2021

NOTE 4 - OTHER INFORMATION - Continued

EMPLOYEE RETIREMENT SYSTEM - DEFINED BENEFIT PENSION PLANS - Continued

Police Pension Plan - Continued

Plan Descriptions - Continued

Benefits Provided - Continued. Covered employees hired on or after January 1, 2011 (Tier 2), attaining the age of 55 or older with 10 or more years of creditable service are entitled to receive an annual retirement benefit equal to the average monthly salary obtained by dividing the total salary of the police officer during the 48 consecutive months of service within the last 60 months of service in which the total salary was the highest by the number of months of service in that period. Police officer salary for the pension purposes is capped at \$106,800, plus the lesser of $\frac{1}{2}$ of the annual change in the Consumer Price Index or 3 percent compounded. The annual benefit shall be increased by 2.5 percent of such a salary for each additional year of service over 20 years up to 30 years to a maximum of 75 percent of such salary. Employees with at least 10 years may retire at or after age 50 and receive a reduced benefit (i.e., $\frac{1}{2}$ percent for each month under 55). The monthly benefit of a Tier 2 police officer shall be increased annually at age 60 on the January 1st after the police officer retires, or the first anniversary of the pension starting date, whichever is later. Noncompounding increases occur annually, each January thereafter. The increase is the lesser of 3 percent of $\frac{1}{2}$ of the change in the Consumer Price Index for the preceding calendar year.

Contributions. Covered employees are required to contribute 9.91% of their base salary to the Police Pension Plan. If an employee leaves covered employment with less than 20 years of service, accumulated employee contributions may be refunded without accumulated interest. The Village is required to contribute the remaining amounts necessary to finance the plan and the administrative costs as actuarially determined by an enrolled actuary. However, effective January 1, 2011, ILCS requires the Village to contribute a minimum amount annually calculated using the projected unit credit actuarial cost method that will result in the funding of 90% of the past service cost by the year 2040. For the year-ended April 30, 2021, the Village's contribution was 75.97% of covered payroll.

Concentrations. At year end, the Pension Plan has over 5 percent of net plan position available for retirement benefits (other than investments issued or explicitly guaranteed by the U.S. government and investments in mutual funds, external investment pools, and other pooled investments) invested in the following corporate bonds; Qwest Corp \$361,375, and Delta Airlines \$455,625.

VILLAGE OF STICKNEY, ILLINOIS

Notes to the Financial Statements

April 30, 2021

NOTE 4 - OTHER INFORMATION - Continued

EMPLOYEE RETIREMENT SYSTEM - DEFINED BENEFIT PENSION PLANS - Continued

Police Pension Plan - Continued

Actuarial Assumptions

The total pension liability was determined by an actuarial valuation performed, as of April 30, 2021, using the following actuarial methods and assumptions:

Actuarial Cost Method	Entry Age Normal
Asset Valuation Method	Fair Value
Actuarial Assumptions	
Interest Rate	6.00%
Salary Increases	4.00% - 27.53%
Cost of Living Adjustments	2.25%
Inflation	2.25%

Mortality rates are based on rates developed in the independent actuary's 2016 Mortality Table for Illinois Police Officers.

Discount Rate

A Single Discount Rate of 5.27% was used to measure the total pension liability. The projection of cash flow used to determine this Single Discount Rate assumed that the plan members' contributions will be made at the current contribution rate, and that employer contributions will be made at rates equal to the difference between actuarially determined contribution rates and the member rate. The Single Discount Rate reflects:

1. The long-term expected rate of return on pension plan investments (during the period in which the fiduciary net position is projected to be sufficient to pay benefits), and
2. The tax-exempt municipal bond rate based on an index of 20-year general obligation bonds with an average AA credit rating (which is published by the Federal Reserve) as of the measurement date (to the extent that the contributions for use with the long-term expected rate of return are not met).

For the purpose of the most recent valuation, the expected rate of return on plan investments is 6.00%, the municipal bond rate is 2.27%, and the resulting single discount rate is 5.27%.

VILLAGE OF STICKNEY, ILLINOIS

Notes to the Financial Statements

April 30, 2021

NOTE 4 - OTHER INFORMATION - Continued

EMPLOYEE RETIREMENT SYSTEM - DEFINED BENEFIT PENSION PLANS - Continued

Police Pension Plan - Continued

Discount Rate Sensitivity

The following is a sensitive analysis of the net pension liability to changes in the discount rate. The table below presents the net pension liability of the Village calculated using the discount rate as well as what the Village's net pension liability would be if it were calculated using a discount rate that is one percentage point lower or one percentage point higher than the current rate:

	1% Decrease (4.27%)	Current Discount Rate (5.27%)	1% Increase (6.27%)
Net Pension Liability \$	20,178,789	14,956,123	13,336,128

Changes in the Net Pension Liability

	Total Pension Liability (A)	Plan Fiduciary Net Position (B)	Net Pension Liability (A) - (B)
Balances at April 30, 2020	\$ 20,419,422	5,463,218	14,956,204
Changes for the Year:			
Service Cost	522,008	—	522,008
Interest on the Total Pension Liability	1,199,015	—	1,199,015
Changes of Benefit Terms	—	—	—
Difference Between Expected and Actual Experience of the Total Pension Liability	34,766	—	34,766
Changes of Assumptions	957,396	—	957,396
Contributions - Employer	—	1,363,599	(1,363,599)
Contributions - Employees	—	277,151	(277,151)
Net Investment Income	—	1,103,449	(1,103,449)
Benefit Payments, Including Refunds of Employee Contributions	(941,633)	(941,633)	—
Other (Net Transfer)	—	(30,933)	30,933
Net Changes	1,771,552	1,771,633	(81)
Balances at April 30, 2021	22,190,974	7,234,851	14,956,123

VILLAGE OF STICKNEY, ILLINOIS

Notes to the Financial Statements

April 30, 2021

NOTE 4 - OTHER INFORMATION - Continued

EMPLOYEE RETIREMENT SYSTEM - DEFINED BENEFIT PENSION PLANS - Continued

Police Pension Plan - Continued

Pension Expense, Deferred Outflows of Resources, and Deferred Inflows of Resources Related to Pensions

For the year ended April 30, 2021, the Village recognized pension revenue of \$67,119. At April 30, 2021, the Village reported deferred outflows of resources and deferred inflows of resources related to pensions from the following sources:

	Deferred Outflows of Resources	Deferred Inflows of Resources	Totals
Difference Between Expected and Actual Experience	\$ 31,621	(841,098)	(809,477)
Change in Assumptions	2,485,284	(793,615)	1,691,669
Net Difference Between Projected and Actual Earnings on Pension Plan Investments	—	(350,616)	(350,616)
Total Deferred Amounts Related to Police Pension	<u>2,516,905</u>	<u>(1,985,329)</u>	<u>531,576</u>

Amounts reported as deferred outflows of resources and deferred inflows of resources related to pensions will be recognized in pension expense in future periods as follows:

Fiscal Year	Net Deferred Outflows/ (Inflows) of Resources
2022	\$ 163,417
2023	177,988
2024	(32,445)
2025	(98,279)
2026	246,312
Thereafter	<u>74,583</u>
Total	<u>531,576</u>

VILLAGE OF STICKNEY, ILLINOIS

Notes to the Financial Statements

April 30, 2021

NOTE 4 - OTHER INFORMATION - Continued

OTHER POST-EMPLOYMENT BENEFITS

General Information about the OPEB Plan

Plan Description. The Village's defined benefit OPEB plan, Retiree Benefits Plan (RBP), provides OPEB for all permanent full-time general and public safety employees of the Village. RBP is a single-employer defined benefit OPEB plan administered by the Village. Article 11 of the State Compiled Statutes grants the authority to establish and amend the benefit terms and financing requirements to the Village Board. No assets are accumulated in a trust that meets the criteria in paragraph 4 of Statement 75. RBP does not issue a separate report.

Benefits Provided. All health benefits are provided through the Village's health plan. To be eligible for benefits, an employee must qualify for retirement under the Village's retirement plan or meet COBRA requirements. The benefit levels are the same as those afforded to active employees. Benefits include general inpatient and outpatient medical services; mental, nervous and substance abuse care; and prescriptions. Eligibility in Village sponsored health care plans is discontinued upon eligibility for federally sponsored health care benefits. All retirees contribute 100% of the plan premiums.

Plan Membership. As of April 30, 2021, the measurement date, the following employees were covered by the benefit terms:

Inactive Plan Members Currently Receiving Benefits	4
Inactive Plan Members Entitled to but not yet Receiving Benefits	—
Active Plan Members	<u>35</u>
Total	<u><u>39</u></u>

Total OPEB Liability

The Village's total OPEB liability was measured as of April 30, 2021, and was determined by an actuarial valuation as of that date.

Actuarial Assumptions and Other Inputs. The total OPEB liability in the April 30, 2021 actuarial valuation was determined using the following actuarial assumptions and other inputs, applied to all periods included in the measurement, unless otherwise specified:

VILLAGE OF STICKNEY, ILLINOIS

Notes to the Financial Statements

April 30, 2021

NOTE 4 - OTHER INFORMATION - Continued

OTHER POST-EMPLOYMENT BENEFITS - Continued

Total OPEB Liability - Continued

Actuarial Assumptions and Other Inputs - Continued.

Inflation	2.25%
Salary Increases	2.75%
Discount Rate	2.27%
Healthcare Cost Trend Rates	
HMO	6.60% to an ultimate rate of 5.00% for 2031 and later years.
PPO	7.70% to an ultimate rate of 5.00% for 2031 and later years.
Retirees' Share of Benefit-Related Costs	100% of projected health insurance premiums for retirees.

The discount rate assumption is based on The Bond Buyer 20-Bond GO Index

Active, Retiree, and Spousal IMRF Mortality follows the Sex Distinct Raw Rates as Developed in the RP-2014 Study, with Blue Collar Adjustment. These Rates are then Improved Generationally using MP-2016 Improvement Rates.

Change in the Total OPEB Liability

	<u>Total OPEB Liability</u>
Balance at April 30, 2020	\$ 4,336,722
Changes for the Year:	
Service Cost	155,217
Interest on the Total OPEB Liability	109,640
Changes of Benefit Terms	—
Difference Between Expected and Actual Experience	(746,667)
Changes of Assumptions or Other Inputs	304,333
Benefit Payments	(107,821)
Other Changes	—
Net Changes	<u>(285,298)</u>
Balance at April 30, 2021	<u>4,051,424</u>

VILLAGE OF STICKNEY, ILLINOIS

Notes to the Financial Statements

April 30, 2021

NOTE 4 - OTHER INFORMATION - Continued

OTHER POST-EMPLOYMENT BENEFITS - Continued

Sensitivity of the Total OPEB Liability to Changes in the Discount Rate

The following presents the total OPEB liability, calculated using a Single Discount Rate of 2.27%, while last year's used 2.56%. The following also represents what the total OPEB liability would be if it were calculated using a Single Discount Rate that is one percentage point lower or one percentage point higher:

	1% Decrease (1.27%)	Current Discount Rate (2.27%)	1% Increase (3.27%)
Total OPEB Liability	\$ 4,601,561	4,051,424	3,588,281

Sensitivity of the Total OPEB Liability to Changes in the Healthcare Cost Trend Rates

The following presents the total OPEB liability, calculated using a variable Healthcare Trend Rate, as well as what the total OPEB liability would be if it were calculated using a Healthcare Trend Rate that is one percentage point lower or one percentage point higher:

	1% Decrease (Varies)	Healthcare Cost Trend Rates (Varies)	1% Increase (Varies)
Total OPEB Liability	\$ 3,528,776	4,051,424	4,675,640

OPEB Expense and Deferred Outflows of Resources and Deferred Inflows of Resources Related to OPEB

For the year ended April 30, 2021, the Village recognized OPEB revenue of \$177,477. Per GASB Statement No. 75, under the Alternative Measurement Method, changes in Total OPEB Liability are immediately recognized as expense, resulting in no deferred outflows of resources or deferred inflows of resources related to OPEB reported at April 30, 2021.

SUBSEQUENT EVENT

On March 11, 2021, the American Rescue Plan Act of 2021 was signed into law. This act provides \$350 billion in funding for local governments. The Village has been allocated \$892,610 to be received in two installments. On September 8, 2021, the Village has received their first installment in the amount of \$446,305.

REQUIRED SUPPLEMENTARY INFORMATION

Required supplementary information includes financial information and disclosures that are required by the GASB but are not considered a part of the basic financial statements. Such information includes:

- Schedule Employer Contributions
 Illinois Municipal Retirement Fund
 Police Pension Fund
- Schedule of Changes in the Employer's Net Pension Liability
 Illinois Municipal Retirement Fund
 Police Pension Fund
- Schedule of Investment Returns
 Police Pension Fund
- Schedule of Changes in the Employer's Total OPEB Liability
 Retiree Benefit Plan
- Budgetary Comparison Schedules
 General Fund
 Motor Fuel Tax - Special Revenue Fund

Notes to the Required Supplementary Information

Budgetary information - budgets are adopted on a basis consistent with generally accepted accounting principles.

VILLAGE OF STICKNEY, ILLINOIS

**Illinois Municipal Retirement Fund
Schedule of Employer Contributions
April 30, 2021**

Fiscal Year	Actuarially Determined Contribution	Contributions in Relation to the Actuarially Determined Contribution	Contribution Excess/ (Deficiency)	Covered Payroll	Contributions as a Percentage of Covered Payroll
4/30/16	\$ 152,899	\$ 152,899	\$ —	\$ 1,485,905	10.29%
4/30/17	171,810	171,810	—	1,699,418	10.11%
4/30/18	213,168	213,168	—	2,236,808	9.53%
4/30/19	176,191	192,484	16,293	2,036,888	9.45%
4/30/20	179,332	179,332	—	1,659,110	10.81%
4/30/21	203,635	203,635	—	1,503,025	13.55%

Notes to the Required Supplementary Information:

Actuarial Cost Method	Entry Age Normal
Amortization Method	Level % Pay (Closed)
Remaining Amortization Period	23 Years
Asset Valuation Method	5-Year Smoothed Fair Value
Inflation	2.50%
Salary Increases	3.35% - 14.25%
Investment Rate of Return	7.25%
Retirement Age	See the Notes to the Financial Statements
Mortality	IMRF specific mortality table was used with fully generational projection scale MP-2017 (base year 2015).

Note: This schedule is intended to show information for ten years. Information for additional years will be displayed as it becomes available.

VILLAGE OF STICKNEY, ILLINOIS

**Police Pension Fund
Schedule of Employer Contributions
April 30, 2021**

Fiscal Year	Actuarially Determined Contribution	Contributions in Relation to the Actuarially Determined Contribution	Contribution Excess/ (Deficiency)	Covered Payroll	Contributions as a Percentage of Covered Payroll
4/30/15	\$ 556,450	\$ 570,934	\$ 14,484	\$ 1,250,271	45.66%
4/30/16	570,135	624,450	54,315	1,298,726	48.08%
4/30/17	794,692	602,891	(191,801)	1,321,459	45.62%
4/30/18	935,521	884,337	(51,184)	1,364,406	64.81%
4/30/19	939,152	1,004,073	64,921	1,356,479	74.02%
4/30/20	1,330,670	1,330,670	—	1,487,760	89.44%
4/30/21	1,255,253	1,363,599	108,346	1,794,931	75.97%

Notes to the Required Supplementary Information:

Actuarial Cost Method	Entry Age Normal
Amortization Method	Level % Pay (Closed)
Remaining Amortization Period	21 Years
Asset Valuation Method	5-Year Fair Value
Inflation	2.50%
Salary Increases	4.00% - 27.53%
Investment Rate of Return	6.00%
Retirement Age	50 - 70
Mortality	RP-2014 Adjusted for Plan Status, Collar, and Illinois Public Pension Data, as Appropriate

Note:

This schedule is intended to show information for ten years. Information for additional years will be displayed as it becomes available.

VILLAGE OF STICKNEY, ILLINOIS

**Illinois Municipal Retirement Fund
Schedule of Changes in the Employer's Net Pension Liability
April 30, 2021**

See Following Page

VILLAGE OF STICKNEY, ILLINOIS

Illinois Municipal Retirement Fund
Schedule of Changes in the Employer's Net Pension Liability
April 30, 2021

	<u>12/31/15</u>
Total Pension Liability	
Service Cost	\$ 163,453
Interest	444,908
Differences Between Expected and Actual Experience	(181,127)
Change of Assumptions	9,144
Benefit Payments, Including Refunds of Member Contributions	(211,812)
Net Change in Total Pension Liability	<u>224,566</u>
Total Pension Liability - Beginning	<u>5,956,286</u>
Total Pension Liability - Ending	<u><u>6,180,852</u></u>
Plan Fiduciary Net Position	
Contributions - Employer	\$ 152,899
Contributions - Members	66,866
Net Investment Income	
Benefit Payments, Including Refunds of Member Contributions	28,369 (211,812)
Other (Net Transfer)	(140,538)
Net Change in Plan Fiduciary Net Position	<u>(104,216)</u>
Plan Net Position - Beginning	<u>5,669,876</u>
Plan Net Position - Ending	<u><u>5,565,660</u></u>
Employer's Net Pension Liability	<u><u>\$ 615,192</u></u>
Plan Fiduciary Net Position as a Percentage of the Total Pension Liability	90.05%
Covered Payroll	\$ 1,485,905
Employer's Net Pension Liability as a Percentage of Covered Payroll	41.40%

Note: This schedule is intended to show information for ten years. Information for additional years will be displayed as it becomes available.

12/31/16	12/31/17	12/31/18	12/31/19	12/30/20
165,760	218,054	201,021	209,242	162,952
461,791	502,368	558,549	582,748	609,191
126,230	610,947	(159,257)	(67,987)	(44,366)
(10,136)	(292,257)	283,662	—	(126,940)
(196,593)	(277,387)	(285,646)	(309,355)	(362,893)
547,052	761,725	598,329	414,648	237,944
6,180,852	6,727,904	7,489,629	8,087,958	8,502,606
6,727,904	7,489,629	8,087,958	8,502,606	8,740,550
171,810	213,168	192,484	188,824	187,389
76,474	121,942	114,610	118,016	79,941
390,494	972,699	(309,704)	1,080,343	993,958
(196,593)	(277,387)	(285,646)	(309,355)	(362,893)
11,566	(447,112)	(202,754)	49,547	(57,109)
453,751	583,310	(491,010)	1,127,375	841,286
5,565,660	6,019,411	6,602,721	6,111,711	7,239,086
6,019,411	6,602,721	6,111,711	7,239,086	8,080,372
708,493	886,908	1,976,247	1,263,520	660,178
89.47%	88.16%	75.57%	85.14%	92.45%
1,699,418	2,236,808	2,036,888	1,860,339	1,517,102
41.69%	39.65%	97.02%	67.92%	43.52%

VILLAGE OF STICKNEY, ILLINOIS

Police Pension Fund

Schedule of Changes in the Employer's Net Pension Liability

April 30, 2021

	<u>4/30/15</u>
Total Pension Liability	
Service Cost	\$ 275,774
Interest	974,383
Changes in Benefit Terms	—
Differences Between Expected and Actual Experience	166,009
Change of Assumptions	2,852,173
Benefit Payments, Including Refunds of Member Contributions	<u>(803,029)</u>
Net Change in Total Pension Liability	3,465,310
Total Pension Liability - Beginning	<u>14,321,271</u>
 Total Pension Liability - Ending	 <u><u>17,786,581</u></u>
 Plan Fiduciary Net Position	
Contributions - Employer	\$ 570,934
Contributions - Members	119,628
Contributions - Other	—
Net Investment Income	67,790
Benefit Payments, Including Refunds of Member Contributions	<u>(803,029)</u>
Administrative Expenses	<u>(13,503)</u>
Net Change in Plan Fiduciary Net Position	(58,180)
Plan Net Position - Beginning	<u>5,138,498</u>
 Plan Net Position - Ending	 <u><u>5,080,318</u></u>
 Employer's Net Pension Liability	 <u><u>\$ 12,706,263</u></u>
 Plan Fiduciary Net Position as a Percentage of the Total Pension Liability	 28.56%
 Covered Payroll	 \$ 1,250,271
 Employer's Net Pension Liability as a Percentage of Covered Payroll	 1016.28%

Note: This schedule is intended to show information for ten years. Information for additional years will be displayed as it becomes available.

4/30/16	4/30/17	4/30/18	4/30/19	4/30/20	4/30/21
366,193	392,322	415,861	633,623	516,407	522,008
1,041,720	1,162,363	1,134,853	1,139,879	1,195,405	1,199,015
—	—	—	—	133,030	—
(302,015)	(285,440)	6,347	(75,715)	(1,034,278)	34,766
1,761,637	(729,628)	1,268,793	(1,348,472)	162,392	957,396
(849,146)	(864,522)	(1,131,692)	(1,123,166)	(953,910)	(941,633)
2,018,389	(324,905)	1,694,162	(773,851)	19,046	1,771,552
17,786,581	19,804,970	19,480,065	21,174,227	20,400,376	20,419,422
19,804,970	19,480,065	21,174,227	20,400,376	20,419,422	22,190,974
624,450	602,890	884,337	1,004,073	1,330,670	1,363,599
129,722	131,323	117,301	136,262	150,418	177,878
—	—	—	19,642	—	99,273
(236,482)	201,473	159,444	276,785	(73,043)	1,103,449
(849,146)	(864,522)	(1,131,692)	(1,123,166)	(953,910)	(941,633)
(12,676)	(12,070)	(30,748)	(52,239)	(46,196)	(30,933)
(344,132)	59,094	(1,358)	261,357	407,939	1,771,633
5,080,318	4,736,186	4,795,280	4,793,922	5,055,279	5,463,218
4,736,186	4,795,280	4,793,922	5,055,279	5,463,218	7,234,851
15,068,784	14,684,785	16,380,305	15,345,097	14,956,204	14,956,123
23.91%	24.62%	22.64%	24.78%	26.76%	32.60%
1,298,726	1,321,459	1,364,406	1,356,479	1,487,760	1,794,931
1160.27%	1111.26%	1200.54%	1131.24%	1005.28%	833.24%

VILLAGE OF STICKNEY, ILLINOIS

Police Pension Fund

Schedule of Investment Returns

April 30, 2021

Fiscal Year	Annual Money- Weighted Rate of Return, Net of Investment Expense
2015	1.37%
2016	(4.73%)
2017	4.65%
2018	2.93%
2019	6.16%
2020	(0.94%)
2021	19.91%

Note: This schedule is intended to show information for ten years. Information for additional years will be displayed as it becomes available.

VILLAGE OF STICKNEY, ILLINOIS

Retiree Benefit Plan

Schedule of Changes in the Employer's Total OPEB Liability

April 30, 2021

	4/30/19	4/30/20	4/30/21
Total OPEB Liability			
Service Cost	\$ 108,260	115,745	155,217
Interest	143,652	132,753	109,640
Changes in Benefit Terms	(330,072)	—	—
Differences Between Expected and Actual Experience	—	—	(746,667)
Change of Assumptions or Other Inputs	66,661	636,996	304,333
Benefit Payments	(104,258)	(103,628)	(107,821)
Other Changes	—	—	—
Net Change in Total OPEB Liability	(115,757)	781,866	(285,298)
Total OPEB Liability - Beginning	3,670,613	3,554,856	4,336,722
Total OPEB Liability - Ending	3,554,856	4,336,722	4,051,424
Covered-Employee Payroll	\$ 2,937,369	3,018,147	2,833,828
Total OPEB Liability as a Percentage of Covered-Employee Payroll	121.02%	143.69%	142.97%

Notes:

This schedule is intended to show information for ten years. Information for additional years will be displayed as it becomes available.

Changes of Assumptions. Changes in assumptions related to the discount rate were made in 2019 through 2021.

VILLAGE OF STICKNEY, ILLINOIS

General Fund

Schedule of Revenues, Expenditures and Changes in Fund Balance - Budget and Actual

For the Fiscal Year Ended April 30, 2021

	Original Budget	Final Budget	Actual	Variance with Final Budget
Revenues				
Taxes	\$ 3,780,000	3,780,000	3,823,650	43,650
Intergovernmental	1,651,000	1,651,000	2,694,840	1,043,840
Licenses and Permits	1,366,850	1,366,850	356,989	(1,009,861)
Charges for Services	479,500	479,500	519,998	40,498
Fines and Forfeitures	425,000	425,000	567,928	142,928
Interest Income	7,500	7,500	1,950	(5,550)
Miscellaneous	282,000	282,000	349,375	67,375
Total Revenues	<u>7,991,850</u>	<u>7,991,850</u>	<u>8,314,730</u>	<u>322,880</u>
Expenditures				
Current				
General Government	1,290,500	1,290,500	1,335,415	(44,915)
Public Safety	5,416,080	5,416,080	5,828,850	(412,770)
Public Works	1,222,550	1,222,550	1,077,568	144,982
Parks and Recreation	38,200	38,200	30,423	7,777
Total Expenditures	<u>7,967,330</u>	<u>7,967,330</u>	<u>8,272,256</u>	<u>(304,926)</u>
Net Change in Fund Balance	<u>24,520</u>	<u>24,520</u>	42,474	<u>17,954</u>
Fund Balance - Beginning			<u>836,158</u>	
Fund Balance - Ending			<u>878,632</u>	

VILLAGE OF STICKNEY, ILLINOIS

Motor Fuel Tax - Special Revenue Fund

Schedule of Revenues, Expenditures and Changes in Fund Balance - Budget and Actual

For the Fiscal Year Ended April 30, 2021

	Original Budget	Final Budget	Actual	Variance with Final Budget
Revenues				
Intergovernmental				
Motor Fuel Taxes	\$ 330,000	330,000	242,967	(87,033)
Grants	140,000	140,000	223,612	83,612
Interest Income	14,000	14,000	1,985	(12,015)
Miscellaneous	—	—	14,007.00	14,007
Total Revenues	<u>484,000</u>	<u>484,000</u>	<u>482,571</u>	<u>(1,429)</u>
Expenditures				
Public Works				
Maintenance - Salt	40,000	40,000	64,082	(24,082)
Materials - Street Repair	150,000	150,000	11,491	138,509
LED Street Lights	65,000	65,000	59,576	5,424
Engineering	190,000	190,000	1,233	188,767
Total Expenditures	<u>445,000</u>	<u>445,000</u>	<u>136,382</u>	<u>308,618</u>
Excess (Deficiency) of Revenues Over (Under) Expenditures	39,000	39,000	346,189	307,189
Other Financing (Uses)				
Transfers Out	(220,000)	(220,000)	—	220,000
Net Change in Fund Balance	<u>(181,000)</u>	<u>(181,000)</u>	346,189	<u>527,189</u>
Fund Balance - Beginning			<u>756,321</u>	
Fund Balance - Ending			<u>1,102,510</u>	

OTHER SUPPLEMENTARY INFORMATION

Other supplementary information includes financial statements and schedules not required by the GASB, nor a part of the basic financial statements, but are presented for purposes of additional analysis.

Such statements and schedules include:

- Budgetary Comparison Schedules - Major Governmental Funds
- Combining Statements - Nonmajor Governmental Funds
- Budgetary Comparison Schedule - Nonmajor Governmental Fund
- Budgetary Comparison Schedules - Enterprise Fund

INDIVIDUAL FUND DESCRIPTIONS

GENERAL FUND

The General Fund is used to account for all financial resources except those required to be accounted for in another fund.

SPECIAL REVENUE FUNDS

The Special Revenue Funds are used to account for the proceeds of specific revenue sources (other than fiduciary funds or capital projects funds) that are legally restricted to expenditure for specified purposes.

Motor Fuel Tax Fund

The Motor Fuel Tax Fund is used to account for activity of the Village's Motor Fuel Tax allotments from the State of Illinois. This activity generally includes road resurfacing and other infrastructure improvements. The main revenue stream relates to funding from Motor Fuel Tax allotments.

Police Seizure and Forfeiture Fund

The Police Seizure and Forfeiture Fund is used to account for State seizures and revenue generated by the police department that may be utilized for certain expenditures according to state law enforcement guidelines.

Police Revenue Sharing Fund

The Police Revenue Sharing Fund is used to account for federal seizures and revenue generated by the police department that may be utilized for certain expenditures according to federal law enforcement guidelines.

DEBT SERVICE FUND

Debt Service Funds are used to account for the accumulation of resources for, and the payment of, general long-term debt principal and interest.

CAPITAL PROJECTS FUND

The Capital Projects Fund is used to account financial resources to be used for the acquisition or construction of major capital facilities that are not financed by Proprietary and Trust Funds.

INDIVIDUAL FUND DESCRIPTIONS

ENTERPRISE FUND

Enterprise Funds are used to account for operations that are financed and operated in a manner similar to private business enterprises where the intent is that costs of providing goods or services to the general public on a continuing basis be financed or recovered primarily through user charges; or where it has been decided that periodic determination of revenues earned, expenses incurred and/or net income is appropriate for capital maintenance, public policy, management control, accountability or other purpose.

Water Fund

The Water Fund is used to account for the provision of waste water services to the residents of the Village. All activities necessary to provide such services are accounted for in this fund, including, but not limited to, administration, operations, maintenance, financing and related debt service, and billing and collection.

PENSION TRUST FUND

Police Pension Fund

The Police Pension Fund is used to account for the accumulation of resources to be used for retirement pensions for the Village's sworn police personnel. Most rules and regulations of the fund are established by the Pension Division of the Illinois Department of Insurance. Resources are contributed by sworn police personnel at rates fixed by state statutes and by the Village through an annual property tax levy.

VILLAGE OF STICKNEY, ILLINOIS

General Fund

Schedule of Revenues - Budget and Actual

For the Fiscal Year Ended April 30, 2021

	Original Budget	Final Budget	Actual	Variance with Final Budget
Taxes				
Property Taxes				
Property Tax Revenue	\$ 2,500,000	2,500,000	2,530,351	30,351
Road and Bridge Taxes	15,000	15,000	19,302	4,302
Utility Taxes				
Utility Tax - Electricity	300,000	300,000	329,356	29,356
Utility Tax - Gas	485,000	485,000	449,936	(35,064)
Utility Tax - Telephone	90,000	90,000	83,619	(6,381)
Other Taxes				
Franchise Taxes	68,000	68,000	65,987	(2,013)
Real Estate Transfer Taxes	120,000	120,000	102,601	(17,399)
Local Gasoline Taxes	125,000	125,000	144,110	19,110
Semi-Trailer Storage Taxes	12,000	12,000	16,728	4,728
Video Gaming Taxes	65,000	65,000	81,660	16,660
Total Taxes	3,780,000	3,780,000	3,823,650	43,650
Intergovernmental				
State Sales Taxes	616,000	616,000	826,515	210,515
Use Taxes	210,000	210,000	305,282	95,282
State Income Taxes	700,000	700,000	823,700	123,700
Personal Property Replacement Taxes	125,000	125,000	179,949	54,949
Grants	—	—	559,394	559,394
Total Intergovernmental	1,651,000	1,651,000	2,694,840	1,043,840
Licenses and Permits				
Licenses - Business	90,000	90,000	62,905	(27,095)
Licenses - Liquor	15,000	15,000	10,763	(4,237)
Licenses - Cigarettes	200	200	200	—
Licenses - Tanks	20,000	20,000	20,000	—
Licenses - Truck	19,000	19,000	17,705	(1,295)
Licenses - Animals	3,250	3,250	2,660	(590)
Licenses - Amusement/Machines	45,000	45,000	38,050	(6,950)
Licenses - Auto	74,000	74,000	59,828	(14,172)
Licenses - Motorcycles	400	400	220	(180)
Permits - Building	1,100,000	1,100,000	144,658	(955,342)
Total Licenses and Permits	1,366,850	1,366,850	356,989	(1,009,861)

VILLAGE OF STICKNEY, ILLINOIS

General Fund

Schedule of Revenues - Budget and Actual - Continued

For the Fiscal Year Ended April 30, 2021

	Original Budget	Final Budget	Actual	Variance with Final Budget
Charges for Services				
Garbage Disposal Fees	\$ 320,000	320,000	344,619	24,619
Real Estate Exempt Fees	2,000	2,000	3,158	1,158
Ambulance Fees	120,000	120,000	138,588	18,588
Entertainment Fees	2,500	2,500	2,500	—
Real Estate Inspection Fees	15,000	15,000	12,350	(2,650)
Special Events	—	—	15,000	15,000
Parks and Recreation	20,000	20,000	3,783	(16,217)
Total Charges for Services	479,500	479,500	519,998	40,498
Fines and Forfeitures				
Police Fines	425,000	425,000	567,928	142,928
Interest Income	7,500	7,500	1,950	(5,550)
Miscellaneous				
Rental of Tower	164,500	164,500	168,313	3,813
Reimbursement Sidewalk Program	25,000	25,000	8,600	(16,400)
Miscellaneous - Police Department	10,000	10,000	14,841	4,841
Miscellaneous - Fire Department	7,500	7,500	21,220	13,720
Miscellaneous	75,000	75,000	136,401	61,401
Total Miscellaneous	282,000	282,000	349,375	67,375
Total Revenues	7,991,850	7,991,850	8,314,730	322,880

VILLAGE OF STICKNEY, ILLINOIS

General Fund

Schedule of Expenditures - Budget and Actual

For the Fiscal Year Ended April 30, 2021

	Original Budget	Final Budget	Actual	Variance with Final Budget
General Government				
Executive and Legislative				
Salary - Village President	\$ 25,000	25,000	25,000	—
Salary - Trustees	69,700	69,700	69,682	18
	<u>94,700</u>	<u>94,700</u>	<u>94,682</u>	<u>18</u>
Administration				
Salary - Village Clerk	17,000	17,000	17,000	—
Salary - Office Clerks	100,400	100,400	90,077	10,323
Salary - Building Inspector	53,700	53,700	33,590	20,110
Compensation Police and Fire Board of Commissioners	9,000	9,000	16,500	(7,500)
Police and Fire Board of Commissioners Expenses	1,000	1,000	—	1,000
Postage, Stationary and Supplies	23,500	23,500	35,059	(11,559)
Membership and Expenses IL Municipal League	5,000	5,000	27,066	(22,066)
Printing and Publishing	15,000	15,000	23,809	(8,809)
Maintenance Services	13,000	13,000	4,006	8,994
Education and Training	5,000	5,000	545	4,455
Employee Insurance	100,000	100,000	98,829	1,171
Computer Maintenance and Service	40,000	40,000	42,526	(2,526)
Revision and Recodification of Ordinances	5,000	5,000	—	5,000
Plumbing Inspection Service	4,200	4,200	5,175	(975)
WCMC Membership and Expenses	12,500	12,500	10,555	1,945
	<u>404,300</u>	<u>404,300</u>	<u>404,737</u>	<u>(437)</u>
Professional Services				
Legal Services	170,000	170,000	154,648	15,352
Village Prosecutor	5,000	5,000	—	5,000
Other Professional Fees	70,000	70,000	163,174	(93,174)
Lobbyist	15,000	15,000	—	15,000
Engineering Services	5,000	5,000	14,792	(9,792)
	<u>265,000</u>	<u>265,000</u>	<u>332,614</u>	<u>(67,614)</u>
Insurance	<u>175,000</u>	<u>175,000</u>	<u>151,803</u>	<u>23,197</u>
Auditing	<u>27,500</u>	<u>27,500</u>	<u>13,675</u>	<u>13,825</u>

VILLAGE OF STICKNEY, ILLINOIS

General Fund

Schedule of Expenditures - Budget and Actual - Continued

For the Fiscal Year Ended April 30, 2021

	Original Budget	Final Budget	Actual	Variance with Final Budget
General Government - Continued				
Municipal Retirement				
Municipal Retirement	\$ 135,000	135,000	147,238	(12,238)
FICA and Medicare Tax	180,000	180,000	176,581	3,419
Unemployment Tax	7,500	7,500	9,628	(2,128)
	<u>322,500</u>	<u>322,500</u>	<u>333,447</u>	<u>(10,947)</u>
Miscellaneous	1,500	1,500	4,457	(2,957)
Total General Government	<u>1,290,500</u>	<u>1,290,500</u>	<u>1,335,415</u>	<u>(44,915)</u>
Public Safety				
Police Department				
Salary - Police Chief	105,000	105,000	74,618	30,382
Salary - Deputy Police	211,050	211,050	209,314	1,736
Salary - Police Sergeants	485,650	485,650	391,835	93,815
Salary - Patrolmen	1,099,600	1,099,600	1,504,741	(405,141)
Salary - Special Police	50,000	50,000	22,271	27,729
Salary - Radio Clerks	253,050	253,050	234,298	18,752
Salary Ordinance Officer	45,050	45,050	44,591	459
Dispatch Fees	190,000	190,000	248,758	(58,758)
Maintenance Motor Equipment	25,000	25,000	40,965	(15,965)
Office Supplies	38,450	38,450	45,544	(7,094)
Equipment/Supplies	15,000	15,000	17,709	(2,709)
Motor Fuel	32,000	32,000	30,565	1,435
Education and Training	15,000	15,000	20,808	(5,808)
Employee Insurance	300,000	300,000	330,478	(30,478)
Maintenance of Gun Range	5,000	5,000	2,460	2,540
Clothing Allowance	21,000	21,000	8,236	12,764
Adjudication	8,400	8,400	10,300	(1,900)
Maintenance and Services	23,500	23,500	33,472	(9,972)
Other Professional Services	10,000	10,000	12,589	(2,589)
Police Officers Holiday Pay	50,000	50,000	88,217	(38,217)
	<u>2,982,750</u>	<u>2,982,750</u>	<u>3,371,769</u>	<u>(389,019)</u>

VILLAGE OF STICKNEY, ILLINOIS

General Fund

Schedule of Expenditures - Budget and Actual - Continued

For the Fiscal Year Ended April 30, 2021

	Original Budget	Final Budget	Actual	Variance with Final Budget
Public Safety - Continued				
Fire Department				
Salary - Fire Chief	\$ 105,570	105,570	107,334	(1,764)
Salary - Assistant Fire Chief	35,000	35,000	19,677	15,323
Salary - Firemen	821,460	821,460	779,385	42,075
Stationery, Printing and Office Supplies	14,250	14,250	6,179	8,071
Maintenance Motor Equipment	15,000	15,000	24,909	(9,909)
Maintenance Communications Equipment	3,500	3,500	2,758	742
Operating Supplies	20,000	20,000	28,356	(8,356)
Education and Training Cost	20,000	20,000	12,622	7,378
Employee Insurance	25,000	25,000	27,380	(2,380)
Purchase of Fire Fighting Clothing	19,000	19,000	15,235	3,765
Purchase of Operating Equipment	2,000	2,000	5,656	(3,656)
E.V.P. System	1,000	1,000	—	1,000
Medical Examinations	12,000	12,000	6,059	5,941
Computer Maintenance and Services	10,000	10,000	5,012	4,988
Ambulance Billing Service	12,000	12,000	8,920	3,080
Maintenance and Services	42,000	42,000	44,000	(2,000)
	<u>1,157,780</u>	<u>1,157,780</u>	<u>1,093,482</u>	<u>64,298</u>
Contributions to Pension Fund	<u>1,275,550</u>	<u>1,275,550</u>	<u>1,363,599</u>	<u>(88,049)</u>
Total Public Safety	<u>5,416,080</u>	<u>5,416,080</u>	<u>5,828,850</u>	<u>(412,770)</u>
Public Works				
Administration				
Salary - Village Supervisor	51,900	51,900	51,895	5
Salaries - Public Works	347,100	347,100	245,274	101,826
Employee Insurance	85,000	85,000	65,103	19,897
Office Supplies	25,250	25,250	19,186	6,064
Material Repairing Streets	5,000	5,000	2,763	2,237
Repairing Public Walks	5,000	5,000	4,560	440
Repairing Public Walks 50/50	10,000	10,000	—	10,000
Trimming and Removal of Trees	50,000	50,000	54,863	(4,863)

VILLAGE OF STICKNEY, ILLINOIS

General Fund

Schedule of Expenditures - Budget and Actual - Continued

For the Fiscal Year Ended April 30, 2021

	Original Budget	Final Budget	Actual	Variance with Final Budget
Public Works - Continued				
Administration - Continued				
Maintenance Motor Equipment	\$ 25,000	25,000	15,070	9,930
Computer Maintenance	2,500	2,500	—	2,500
Maintenance Services	13,500	13,500	4,497	9,003
Maintenance Supplies	97,500	97,500	37,793	59,707
Maintenance of Private Property	10,000	10,000	43,760	(33,760)
	<u>727,750</u>	<u>727,750</u>	<u>544,764</u>	<u>182,986</u>
Public Building and Grounds				
Heat/Electric - Village Hall	4,000	4,000	—	4,000
Telephone Services	78,000	78,000	114,539	(36,539)
Maintenance Public Recreation	3,500	3,500	7,568	(4,068)
Maintenance and Repair of Building	51,600	51,600	55,981	(4,381)
Supplies	7,700	7,700	2,245	5,455
Security and Fire System	10,000	10,000	3,385	6,615
	<u>154,800</u>	<u>154,800</u>	<u>183,718</u>	<u>(28,918)</u>
Sanitation Department				
Waste Management	<u>340,000</u>	<u>340,000</u>	<u>349,086</u>	<u>(9,086)</u>
Total Public Works	<u>1,222,550</u>	<u>1,222,550</u>	<u>1,077,568</u>	<u>144,982</u>
Parks and Recreation				
Maintenance and Supplies	2,200	2,200	675	1,525
Donations	6,000	6,000	4,861	1,139
Activities	30,000	30,000	24,887	5,113
	<u>38,200</u>	<u>38,200</u>	<u>30,423</u>	<u>7,777</u>
Total Expenditures	<u>7,967,330</u>	<u>7,967,330</u>	<u>8,272,256</u>	<u>(304,926)</u>

VILLAGE OF STICKNEY, ILLINOIS

Debt Service Fund

**Schedule of Revenues, Expenditures and Changes in Fund Balance - Budget and Actual
For the Fiscal Year Ended April 30, 2021**

	Original Budget	Final Budget	Actual	Variance with Final Budget
Revenues				
Taxes				
Property Taxes	\$ 829,600	829,600	766,150	(63,450)
Interest Income	20	20	3	(17)
Total Revenues	<u>829,620</u>	<u>829,620</u>	<u>766,153</u>	<u>(63,467)</u>
Expenditures				
Debt Service				
Principal Retirement	555,000	555,000	555,000	—
Interest and Fiscal Charges	278,100	278,100	275,550	2,550
Total Expenditures	<u>833,100</u>	<u>833,100</u>	<u>830,550</u>	<u>2,550</u>
Net Change in Fund Balance	<u>(3,480)</u>	<u>(3,480)</u>	(64,397)	<u>(60,917)</u>
Fund Balance - Beginning			<u>477,209</u>	
Fund Balance - Ending			<u>412,812</u>	

VILLAGE OF STICKNEY, ILLINOIS

Nonmajor Governmental Funds
Combining Balance Sheet
April 30, 2021

	Special Revenue			Totals
	Police Seizure and Forfeiture	Police Revenue Sharing	Capital Projects	
ASSETS				
Cash and Investments	\$ 9,322	4,630	126,714	140,666
Due from Other Funds	—	—	7,789	7,789
Total Assets	9,322	4,630	134,503	148,455
LIABILITIES				
Accounts Payable	—	—	13,279	13,279
Due to Other Funds	—	—	534,338	534,338
Other Payables	—	—	994	994
Total Liabilities	—	—	548,611	548,611
FUND BALANCES				
Restricted	9,322	4,630	—	13,952
Unassigned	—	—	(414,108)	(414,108)
Total Fund Balances	9,322	4,630	(414,108)	(400,156)
Total Liabilities and Fund Balances	9,322	4,630	134,503	148,455

VILLAGE OF STICKNEY, ILLINOIS

Nonmajor Governmental Funds

Combining Statement of Revenues, Expenditures and Changes in Fund Balances

For the Fiscal Year Ended April 30, 2021

	Special Revenue			Totals
	Police Seizure and Forfeiture	Police Revenue Sharing	Capital Projects	
Revenues				
Intergovernmental	\$ —	—	411,556	411,556
Interest Income	—	—	117	117
Total Revenues	—	—	411,673	411,673
Expenditures				
Capital Outlay	—	—	732,244	732,244
Excess (Deficiency) of Revenues Over (Under) Expenditures	—	—	(320,571)	(320,571)
Other Financing Sources				
Debt Issuance	—	—	230,000	230,000
Net Change in Fund Balances	—	—	(90,571)	(90,571)
Fund Balances - Beginning	9,322	4,630	(323,537)	(309,585)
Fund Balances - Ending	9,322	4,630	(414,108)	(400,156)

VILLAGE OF STICKNEY, ILLINOIS

Capital Projects Fund

Schedule of Revenues, Expenditures and Changes in Fund Balance - Budget and Actual

For the Fiscal Year Ended April 30, 2021

	Original Budget	Final Budget	Actual	Variance with Final Budget
Revenues				
Intergovernmental				
Grants	\$ 487,076	487,076	411,556	(75,520)
Interest Income	1,000	1,000	117	(883)
Total Revenues	488,076	488,076	411,673	(76,403)
Expenditures				
Capital Outlay				
Equipment and Other Capital Expenditures	767,860	767,860	732,244	35,616
Excess (Deficiency) of Revenues Over (Under) Expenditures	(279,784)	(279,784)	(320,571)	(40,787)
Other Financing Sources				
Debt Issuance	—	—	230,000	230,000
Transfers In	220,000	220,000	—	(220,000)
	220,000	220,000	230,000	10,000
Net Change in Fund Balance	<u>(59,784)</u>	<u>(59,784)</u>	(90,571)	<u>(30,787)</u>
Fund Balance - Beginning			<u>(323,537)</u>	
Fund Balance - Ending			<u><u>(414,108)</u></u>	

VILLAGE OF STICKNEY, ILLINOIS

Water - Enterprise Fund

Schedule of Revenues, Expenses and Changes in Net Position - Budget and Actual

For the Fiscal Year Ended April 30, 2021

	Original Budget	Final Budget	Actual	Variance with Final Budget
Operating Revenues				
Charges for Services				
Water - Residential	\$ 1,080,000	1,080,000	1,103,400	23,400
Water - Commercial	460,000	460,000	471,646	11,646
Water - Industrial	2,300,000	2,300,000	2,563,956	263,956
Miscellaneous	3,500	3,500	—	(3,500)
Total Operating Revenues	<u>3,843,500</u>	<u>3,843,500</u>	<u>4,139,002</u>	<u>295,502</u>
Operating Expenses				
Operations				
Water Purchases	2,000,000	2,000,000	2,146,519	(146,519)
Water Administration	1,351,100	1,351,100	1,200,793	150,307
Depreciation	110,000	110,000	76,553	33,447
Total Operating Expenses	<u>3,461,100</u>	<u>3,461,100</u>	<u>3,423,865</u>	<u>37,235</u>
Operating Income	<u>382,400</u>	<u>382,400</u>	<u>715,137</u>	<u>332,737</u>
Nonoperating Revenues (Expenses)				
Interest Income	15,000	15,000	1,576	(13,424)
Disposal of Capital Assets	—	—	(16,356)	(16,356)
	<u>15,000</u>	<u>15,000</u>	<u>(14,780)</u>	<u>(29,780)</u>
Change in Net Position	<u>397,400</u>	<u>397,400</u>	<u>700,357</u>	<u>302,957</u>
Net Position - Beginning			<u>5,018,007</u>	
Net Position - Ending			<u>5,718,364</u>	

VILLAGE OF STICKNEY, ILLINOIS

Water - Enterprise Fund

Schedule of Expenses - Budget and Actual

For the Fiscal Year Ended April 30, 2021

	Original Budget	Final Budget	Actual	Variance with Final Budget
Operating Expenses				
Operations				
Water Purchases				
Purchase of Water	\$ 2,000,000	2,000,000	2,146,519	(146,519)
Water Administration				
Electric Power Reservoir	40,000	40,000	34,147	5,853
Meters and Connections	20,000	20,000	21,645	(1,645)
Materials and Supplies	5,000	5,000	12,968	(7,968)
Salary - Supervisor	51,900	51,900	52,976	(1,076)
Salary - Water Department	352,100	352,100	250,974	101,126
Salary - Office Clerk	101,700	101,700	103,679	(1,979)
Office Supplies, Postage	6,500	6,500	2,707	3,793
Maintenance - Office Equipment	5,000	5,000	281	4,719
Maintenance - Pump Station	17,000	17,000	29,585	(12,585)
Auditing Services	15,000	15,000	13,675	1,325
Operating Equipment	195,000	195,000	18,210	176,790
Motor Fuel Costs	32,000	32,000	30,207	1,793
Maintenance - Motor Equipment	10,000	10,000	38,609	(28,609)
Empoloyee Insurance	75,000	75,000	84,166	(9,166)
Premium Life, Health, Accident Insurance	40,000	40,000	51,684	(11,684)
Illinois Municipal Retirement	105,000	105,000	62,813	42,187
OPEB	—	—	120,939	(120,939)
Contingencies	2,500	2,500	—	2,500
Fire Hydrants	15,000	15,000	—	15,000
Maintenance - Computer	5,000	5,000	3,250	1,750
Lead Treatment/Water Sample	2,500	2,500	1,845	655
Unemployment Tax	5,000	5,000	4,259	741
FICA/Medicare Tax	35,000	35,000	31,240	3,760

VILLAGE OF STICKNEY, ILLINOIS

Water - Enterprise Fund

Schedule of Expenses - Budget and Actual - Continued

For the Fiscal Year Ended April 30, 2021

	Original Budget	Final Budget	Actual	Variance with Final Budget
Operating Expenses - Continued				
Operations - Continued				
Water Administration - Continued				
Sewer Repairs/Maintenance	\$ 140,000	140,000	149,134	(9,134)
Engineering Service	6,500	6,500	23,774	(17,274)
Other Professional Services	68,400	68,400	58,026	10,374
	<u>1,351,100</u>	<u>1,351,100</u>	<u>1,200,793</u>	<u>150,307</u>
 Total Operations	 <u>3,351,100</u>	 <u>3,351,100</u>	 <u>3,347,312</u>	 <u>3,788</u>
 Depreciation	 <u>110,000</u>	 <u>110,000</u>	 <u>76,553</u>	 <u>33,447</u>
 Total Operating Expenses	 <u><u>3,461,100</u></u>	 <u><u>3,461,100</u></u>	 <u><u>3,423,865</u></u>	 <u><u>37,235</u></u>

VILLAGE OF STICKNEY, ILLINOIS

**Consolidated Year-End Financial Report
April 30, 2021**

CSFA #	Program Name	State	Federal	Other	Total
494-00-0967	High-Growth Cities Program	\$ 14,007	—	—	14,007
494-00-1488	Motor Fuel Tax Program	122,375	—	—	122,375
494-10-0343	State and Community Highway Safety/ National Priority Safety Program	—	2,918	—	2,918
569-00-2095	Law Enforcement Camera Grant Program	—	5,121	—	5,121
	Other Grant Programs and Activities	—	559,394	213,348	772,742
	All Other Costs Not Allocated	—	—	10,420,127	10,420,127
	Totals	136,382	567,433	10,633,475	11,337,290



**REPORT ON INTERNAL CONTROL OVER FINANCIAL REPORTING AND ON COMPLIANCE
AND OTHER MATTERS BASED ON AN AUDIT OF FINANCIAL STATEMENTS PERFORMED IN
ACCORDANCE WITH GOVERNMENTAL AUDITING STANDARDS**

October 22, 2021

The Honorable Village President
Members of the Board of Trustees
Village of Stickney, Illinois

We have audited, in accordance with the auditing standards generally accepted in the United States of America and the standards applicable to financial audits contained in *Government Auditing Standards* issued by the Comptroller General of the United States, the financial statements of the governmental activities, the business-type activities, each major fund, and the aggregate remaining fund information of the Village of Stickney, Illinois, as of and for the year ended April 30, 2021, and the related notes to the financial statements, which collectively comprise the Village's basic financial statements, and have issued our report thereon dated October 22, 2021.

Internal Control Over Financial Reporting

In planning and performing our audit of the financial statements, we considered the Village's internal control over financial reporting (internal control) to determine the audit procedures that are appropriate in the circumstances for the purpose of expressing our opinions on the financial statements, but not for the purpose of expressing an opinion on the effectiveness of the Village's internal control. Accordingly, we do not express an opinion on the effectiveness of the Village's internal control.

A deficiency in internal control exists when the design or operation of a control does not allow management or employees, in the normal course of performing their assigned functions, to prevent, or detect and correct, misstatements on a timely basis. A *material weakness* is a deficiency, or a combination of deficiencies, in internal control, such that there is a reasonable possibility that a material misstatement of the Village's financial statements will not be prevented, or detected and corrected on a timely basis. A *significant deficiency* is a deficiency, or a combination of deficiencies, in internal control that is less severe than a material weakness, yet important enough to merit attention by those charged with governance.

Our consideration of internal control was for the limited purpose described in the first paragraph of this section and was not designed to identify all deficiencies in internal control that might be material weaknesses or significant deficiencies. Given these limitations, during our audit we did not identify any deficiencies in internal control that we consider to be material weaknesses. However, material weaknesses may exist that have not been identified.

Compliance and Other Matters

As part of obtaining reasonable assurance about whether the Village's financial statements are free from material misstatement, we performed tests of its compliance with certain provisions of laws, regulations, contracts, and grant agreements, noncompliance with which could have a direct and material effect on the determination of financial statement amounts. However, providing an opinion on compliance with those provisions was not an objective of our audit, and accordingly, we do not express such an opinion. The results of our tests disclosed no instances of noncompliance or other matters that are required to be reported under *Government Auditing Standards*.

Village of Stickney, Illinois
October 22, 2021
Page 2

Purpose of this Report

The purpose of this report is solely to describe the scope of our testing of internal control and compliance and the results of that testing, and not to provide an opinion on the effectiveness of the Village's internal control or on compliance. This report is an integral part of an audit performed in accordance with *Government Auditing Standards* in considering the Village's internal control and compliance. Accordingly, this communication is not suitable for any other purpose.

Lauterbach & Amen, LLP

LAUTERBACH & AMEN, LLP

SUPPLEMENTAL SCHEDULES

VILLAGE OF STICKNEY, ILLINOIS

**Long-Term Debt Requirements
General Obligation Refunding Bonds of 2018
April 30, 2021**

Date of Issue	February 5, 2019
Date of Maturity	December 1, 2028
Authorized Issue	\$5,965,000
Denomination of Bonds	\$5,000
Interest Rates	4.00% - 5.00%
Interest Dates	June 1 and December 1
Principal Maturity Date	December 1
Payable at	Amalgamated Bank of Chicago, IL

CURRENT AND LONG-TERM PRINCIPAL AND INTEREST REQUIREMENTS

Fiscal Year	Requirements			Interest Due On			
	Principal	Interest	Totals	Jun 1	Amount	Dec 1	Amount
2022	\$ 580,000	252,400	832,400	2021	126,200	2021	126,200
2023	605,000	229,200	834,200	2022	114,600	2022	114,600
2024	625,000	205,000	830,000	2023	102,500	2023	102,500
2025	650,000	180,000	830,000	2024	90,000	2024	90,000
2026	685,000	147,500	832,500	2025	73,750	2025	73,750
2027	720,000	113,250	833,250	2026	56,625	2026	56,625
2028	755,000	77,250	832,250	2027	38,625	2027	38,625
2029	790,000	39,500	829,500	2028	19,750	2028	19,750
	<u>5,410,000</u>	<u>1,244,100</u>	<u>6,654,100</u>		<u>622,050</u>		<u>622,050</u>

VILLAGE OF STICKNEY, ILLINOIS

Long-Term Debt Requirements

Installment Contract of 2020

April 30, 2021

Date of Issue	September 11, 2020
Date of Maturity	September 11, 2024
Authorized Issue	\$230,000
Interest Rates	1.55% - 6.35%
Interest Date	September 11
Principal Maturity Date	September 11
Payable at	U.S . Bancorp Government Leasing and Finance, Inc.

CURRENT AND LONG-TERM PRINCIPAL AND INTEREST REQUIREMENTS

Fiscal			
Year	Principal	Interest	Totals
2022	\$ 56,180	3,565	59,745
2023	57,051	2,694	59,745
2024	57,935	1,810	59,745
2025	58,834	912	59,746
	<u>230,000</u>	<u>8,981</u>	<u>238,981</u>