

# VILLAGE OF STICKNEY, ILLINOIS

## ANNUAL FINANCIAL REPORT



FOR THE FISCAL YEAR ENDED  
APRIL 30, 2020

# VILLAGE OF STICKNEY, ILLINOIS

## TABLE OF CONTENTS

---

---

	<b>PAGE</b>
<b><u>FINANCIAL SECTION</u></b>	
<b>INDEPENDENT AUDITORS' REPORT</b>	<a href="#"><u>1</u></a>
<b>MANAGEMENT'S DISCUSSION AND ANALYSIS</b>	<a href="#"><u>4</u></a>
<b>BASIC FINANCIAL STATEMENTS</b>	
Government-Wide Financial Statements	
Statement of Net Position	<a href="#"><u>18</u></a>
Statement of Activities	<a href="#"><u>20</u></a>
Fund Financial Statements	
Balance Sheet - Governmental Funds	<a href="#"><u>22</u></a>
Reconciliation of Total Governmental Fund Balance to the Statement of Net Position - Governmental Activities	<a href="#"><u>24</u></a>
Statement of Revenues, Expenditures and Changes in Fund Balances - Governmental Funds	<a href="#"><u>26</u></a>
Reconciliation of the Statement of Revenues, Expenditures and Changes in Fund Balances to the Statement of Activities - Governmental Activities	<a href="#"><u>28</u></a>
Statement of Net Position - Proprietary Fund	<a href="#"><u>30</u></a>
Statement of Revenues, Expenses, and Changes in Net Position - Proprietary Fund	<a href="#"><u>32</u></a>
Statement of Cash Flows - Proprietary Fund	<a href="#"><u>33</u></a>
Statement of Fiduciary Net Position	<a href="#"><u>34</u></a>
Statement of Changes in Fiduciary Net Position	<a href="#"><u>35</u></a>
Notes to Financial Statements	<a href="#"><u>36</u></a>
<b>REQUIRED SUPPLEMENTARY INFORMATION</b>	
Schedule of Employer Contributions	
Illinois Municipal Retirement Fund	<a href="#"><u>77</u></a>
Police Pension Fund	<a href="#"><u>78</u></a>
Schedule of Changes in the Employer's Net Pension Liability	
Illinois Municipal Retirement Fund	<a href="#"><u>80</u></a>
Police Pension Fund	<a href="#"><u>82</u></a>
Schedule of Investment Returns	
Police Pension Fund	<a href="#"><u>84</u></a>
Schedule of Changes in the Employer's Total OPEB Liability	
Retiree Benefit Plan	<a href="#"><u>85</u></a>
Schedule of Revenues, Expenditures and Changes in Fund Balance - Budget and Actual	
General Fund	<a href="#"><u>86</u></a>
Motor Fuel Tax - Special Revenue Fund	<a href="#"><u>87</u></a>

**VILLAGE OF STICKNEY, ILLINOIS**

**TABLE OF CONTENTS**

---

---

**PAGE**

**FINANCIAL SECTION - Continued**

**OTHER SUPPLEMENTARY INFORMATION**

Combining and Individual Fund Statements and Schedules	
Schedule of Revenues - Budget and Actual - General Fund	<a href="#">91</a>
Schedule of Expenditures - Budget and Actual - General Fund	<a href="#">93</a>
Schedule of Revenues, Expenditures and Changes in Fund Balance - Budget and Actual Debt Service Fund	<a href="#">98</a>
Combining Balance Sheet - Nonmajor Governmental	<a href="#">100</a>
Combining Statement of Revenues, Expenditures and Changes in Fund Balances Nonmajor Governmental	<a href="#">102</a>
Schedule of Revenues, Expenditures and Changes in Fund Balance - Budget and Actual Capital Projects Fund	<a href="#">104</a>
Schedule of Revenues, Expenses and Changes in Net Position - Budget and Actual Water - Enterprise Fund	<a href="#">105</a>
Schedule of Expenses - Budget and Actual - Water - Enterprise Fund	<a href="#">106</a>

**SUPPLEMENTAL SCHEDULE**

Long-Term Debt Requirements	
General Obligation Refunding Bonds of 2018	<a href="#">109</a>

## **FINANCIAL SECTION**

This section includes:

Independent Auditors' Report

Management's Discussion and Analysis

Basic Financial Statements

Required Supplementary Information

Other Supplementary Information

Supplemental Schedule

## **INDEPENDENT AUDITORS' REPORT**

This section includes the opinion of the Village's independent auditing firm.



## **INDEPENDENT AUDITORS' REPORT**

October 23, 2020

The Honorable Village President  
Members of the Board of Trustees  
Village of Stickney, Illinois

We have audited the accompanying financial statements of the governmental activities, the business-type activities, each major fund, and the aggregate remaining fund information of the Village of Stickney, Illinois, as of and for the year ended April 30, 2020, and the related notes to the financial statements, which collectively comprise the Village's basic financial statements as listed in the table of contents.

### **Management's Responsibility for the Financial Statements**

Management is responsible for the preparation and fair presentation of these financial statements in accordance with accounting principles generally accepted in the United States of America; this includes the design, implementation, and maintenance of internal control relevant to the preparation and fair presentation of financial statements that are free from material misstatement, whether due to fraud or error.

### **Auditor's Responsibility**

Our responsibility is to express opinions on these financial statements based on our audit. We conducted our audit in accordance with auditing standards generally accepted in the United States of America. Those standards require that we plan and perform the audit to obtain reasonable assurance about whether the financial statements are free of material misstatement.

An audit involves performing procedures to obtain audit evidence about the amounts and disclosures in the financial statements. The procedures selected depend on the auditor's judgment, including the assessment of the risks of material misstatement of the financial statements, whether due to fraud or error. In making those risk assessments, the auditor considers internal control relevant to the Village's preparation and fair presentation of the financial statements in order to design audit procedures that are appropriate in the circumstances, but not for the purpose of expressing an opinion on the effectiveness of the Village's internal control. Accordingly, we express no such opinion. An audit also includes evaluating the appropriateness of accounting policies used and the reasonableness of significant accounting estimates made by management, as well as evaluating the overall presentation of the financial statements.

We believe that the audit evidence we have obtained is sufficient and appropriate to provide a basis for our audit opinions.

### **Opinions**

In our opinion, the financial statements referred to above present fairly, in all material respects, the respective financial position of the governmental activities, the business-type activities, each major fund, and the aggregate remaining fund information of the Village of Stickney, Illinois, as of April 30, 2020, and the respective changes in financial position and, where applicable, cash flows thereof for the year then ended in accordance with accounting principles generally accepted in the United States of America.

## **Other Matters**

### *Required Supplementary Information*

Accounting principles generally accepted in the United States of America require that the management's discussion and analysis as listed in the table of contents and budgetary information reported in the required supplementary information as listed in the table of contents, be presented to supplement the basic financial statements. Such information, although not a part of the basic financial statements, is required by the Governmental Accounting Standards Board, who considers it to be an essential part of financial reporting for placing the basic financial statements in an appropriate operational, economic, or historical context. We have applied certain limited procedures to the required supplementary information in accordance with auditing standards generally accepted in the United States of America, which consisted of inquiries of management about the methods of preparing the information and comparing the information for consistency with management's responses to our inquiries, the basic financial statements, and other knowledge we obtained during our audit of the basic financial statements. We do not express an opinion or provide any assurance on the information because the limited procedures do not provide us with sufficient evidence to express an opinion or provide any assurance.

### *Other Information*

Our audit was conducted for the purpose of forming opinions on the financial statements that collectively comprise the Village of Stickney, Illinois' basic financial statements. The other supplementary information and supplemental schedules are presented for purposes of additional analysis and are not a required part of the basic financial statements.

The other supplementary information and supplemental schedules are the responsibility of management and were derived from and relate directly to the underlying accounting and other records used to prepare the basic financial statements. Such information has been subjected to the auditing procedures applied in the audit of the basic financial statements and certain additional procedures, including comparing and reconciling such information directly to the underlying accounting and other records used to prepare the basic financial statements or to the basic financial statements themselves, and other additional procedures in accordance with auditing standards generally accepted in the United States of America. In our opinion, the other supplementary information and supplemental schedules are fairly stated, in all material respects, in relation to the basic financial statements as a whole.

*Lauterbach & Amen, LLP*  
LAUTERBACH & AMEN, LLP

## **MANAGEMENT'S DISCUSSION AND ANALYSIS**



# VILLAGE OF STICKNEY, ILLINOIS

## Management's Discussion and Analysis

April 30, 2020

---

---

Our discussion and analysis of the Village of Stickney, Illinois's financial performance provides an overview of the Village's financial activities for the fiscal year ended April 30, 2020. Please read it in conjunction with Village's financial statements, which begin on page 18.

### FINANCIAL HIGHLIGHTS

- The Village's net position decreased by \$1,016,030, or 17.5 percent, as a result of this year's operations.
- During the year, revenues totaled \$12,042,281, while expenses totaled \$13,058,311, resulting in a decrease to net position of \$1,016,030.
- The Village's net position totaled a deficit of \$6,818,146 on April 30, 2020, which includes \$8,897,614 net investment in capital assets, \$1,112,939 subject to external restrictions, and \$16,828,699 deficit unrestricted net position that may be used to meet the ongoing obligations to citizens and creditors.
- The General Fund reported a deficit this year of \$574,147, resulting in ending fund balance of \$836,158, a decrease of 40.7 percent.
- On April 30, 2020, the Village's total fund balances for the governmental funds equaled \$1,760,103. Fund balances decreased \$932,791. The decrease is due primarily to the General Fund, which had a decrease in fund balance of \$574,147.

### USING THIS ANNUAL REPORT

This discussion and analysis is intended to serve as an introduction to the Village's basic financial statements. The Village's basic financial statements comprise three components: (1) government-wide financial statements, (2) fund financial statements and (3) notes to the financial statements. This report also contains other required supplementary information and other supplementary information in addition to the basic financial statements.

The government-wide financial statements provide readers with a broad overview of the Village's finances, in a manner similar to a private-sector business. The government wide financial statements can be found on pages 18 - 21 of this report. The Statement of Net Position reports information on all of the Village's assets/deferred outflows and liabilities/deferred inflows, with the difference between the two reported as net position. Over time, increases or decreases in net position may serve as a useful indicator of whether the financial position of the Village is improving or deteriorating. Consideration of other nonfinancial factors, such as changes in the Village's property tax base and the condition of the Village's infrastructure, is needed to assess the overall health of the Village.

# VILLAGE OF STICKNEY, ILLINOIS

## Management's Discussion and Analysis

April 30, 2020

---

---

### USING THIS ANNUAL REPORT - Continued

#### Government-Wide Financial Statements

The Statement of Activities presents information showing how the government's net position changed during the most recent fiscal year. All changes in net position are reported as soon as the underlying event giving rise to the change occurs, regardless of the timing of related cash flows. Thus, revenues and expenditures are reported in this statement for some items that will only result in cash flows in future fiscal periods (e.g., uncollected taxes and earned but unused vacation leave).

Both of the government-wide financial statements distinguish functions of the Village that are principally supported by taxes and intergovernmental revenues (governmental activities) from other functions that are intended to recover all or a significant portion of their costs through user fees and charges. The governmental activities of the Village include basic services, including administration, public safety, highways and streets, and culture and recreation. The Business-Type Activities reflect private sector-type operations where the fee for service typically covers all or most of the cost of operations, including depreciation.

#### Fund Financial Statements

A fund is a grouping of related accounts that is used to maintain control over resources that have been segregated for specific activities or objectives. The Village, like other local governments, uses fund accounting to ensure and demonstrate compliance with finance-related legal requirements. All of the funds of the Village can be divided into three categories: governmental funds, proprietary funds and fiduciary funds.

#### Governmental Funds

Governmental funds are used to account for essentially the same functions reported as governmental activities in the government-wide financial statements. However, governmental fund financial statements focus on near-term inflows and outflows of spendable resources, as well as on balances of spendable resources available at the end of the fiscal year. Such information may be useful in evaluating the Village's near-term financing requirements.

# VILLAGE OF STICKNEY, ILLINOIS

## Management's Discussion and Analysis

April 30, 2020

---

---

### USING THIS ANNUAL REPORT - Continued

#### Governmental Funds - Continued

Because the focus of governmental funds is narrower than that of the government-wide financial statements, it is useful to compare the information presented for governmental funds with similar information presented for governmental activities in the government-wide financial statements. By doing so, readers may better understand the long-term impact of the government's near-term financing decisions. Both the governmental fund balance sheet and the governmental fund statement of revenues, expenditures, and changes in fund balances provide a reconciliation to facilitate the comparison between governmental funds and governmental activities.

The Village maintains seven individual governmental funds. Information is presented separately in the governmental fund balance sheet and in the governmental fund statement of revenues, expenditures, and changes in fund balances for the General Fund, Motor Fuel Tax Fund and Debt Service Fund, all of which are considered a major fund. Data from the other four governmental funds are combined into a single, aggregated presentation. Individual fund data for each of these nonmajor governmental funds is provided in the form of combining statements elsewhere in this report.

The Village adopts an annual appropriated budget for all of the governmental funds. A budgetary comparison schedule for these funds has been provided to demonstrate compliance with this budget.

The basic governmental fund financial statements can be found on pages 22 - 28 of this report.

#### Proprietary Funds

The Village maintains one type of proprietary funds: enterprise. Enterprise funds are used to report the same functions presented as business-type activities in the government-wide financial statements. The Village utilizes enterprise funds to account for its water and its sewer operations.

Proprietary fund financial statements provide the same type of information as the government-wide financial statements, only in more detail. The proprietary fund financial statements provide information for the Water Fund, which is considered to be a major fund of the Village.

The basic proprietary fund financial statements can be found on pages 30 - 33 of this report.

# VILLAGE OF STICKNEY, ILLINOIS

## Management's Discussion and Analysis

April 30, 2020

---

---

### USING THIS ANNUAL REPORT - Continued

#### **Fiduciary Funds**

Fiduciary funds are used to account for resources held for the benefit of parties outside the government. Fiduciary funds are not reflected in the government-wide financial statements because the resources of those funds are not available to support the Village's own programs. The accounting use for fiduciary funds is much like that used for proprietary funds. The basic fiduciary fund financial statements can be found on pages 34 - 35 of this report.

#### **Notes to the Financial Statements**

The notes provide additional information that is essential to a full understanding of the data provided in the government-wide and fund financial statements. The notes to the financial statements can be found on pages 36 - 75 of this report.

#### **Other Information**

In addition to the basic financial statements and accompanying notes, this report also presents certain supplementary information concerning the Village's I.M.R.F. employee pension obligations, retiree benefits plan, and budgetary comparison schedules for the General and Motor Fuel Tax Funds. Required supplementary information can be found on pages 77 - 87 of this report. The combining statements referred to earlier in connection with non-major governmental funds are presented immediately following the required supplementary information on pensions. Combining and individual fund statements and schedules can be found on pages 91 - 107 of this report.

**VILLAGE OF STICKNEY, ILLINOIS**

**Management's Discussion and Analysis**

**April 30, 2020**

**GOVERNMENT-WIDE FINANCIAL ANALYSIS**

Net position may serve over time as a useful indicator of a government's financial position. The following tables show that in the case of the Village, liabilities/deferred inflows exceeded assets/deferred outflows by \$6,818,146.

	Net Position					
	Governmental Activities		Business-Type Activities		Totals	
	2020	2019	2020	2019	2020	2019
Current and Other Assets	\$ 4,244,193	5,242,967	4,588,321	3,934,556	8,832,514	9,177,523
Capital Assets	13,932,309	14,278,670	1,495,513	1,400,252	15,427,822	15,678,922
Deferred Outflows	1,745,447	2,535,792	166,339	181,488	1,911,786	2,717,280
Total Assets/ Def. Outflows	19,921,949	22,057,429	6,250,173	5,516,296	26,172,122	27,573,725
Long-Term Debt	25,915,676	27,103,759	799,659	618,630	26,715,335	27,722,389
Other Liabilities	1,560,709	1,740,221	278,508	200,430	1,839,217	1,940,651
Deferred Inflows	4,281,717	3,653,710	153,999	59,091	4,435,716	3,712,801
Total Liabilities/Def. Inflows	31,758,102	32,497,690	1,232,166	878,151	32,990,268	33,375,841
Net Position						
Net Investment in Capital Assets	7,402,101	6,764,047	1,495,513	1,400,252	8,897,614	8,164,299
Restricted	1,112,939	1,371,451	—	—	1,112,939	1,371,451
Unrestricted	(20,351,193)	(18,575,759)	3,522,494	3,237,893	(16,828,699)	(15,337,866)
Total Net Position	(11,836,153)	(10,440,261)	5,018,007	4,638,145	(6,818,146)	(5,802,116)

A large portion of the Village's net position, \$8,897,614, reflects its investment in capital assets (for example, land, buildings, machinery, and equipment, infrastructure, waterworks system), less any related debt used to acquire those assets that is still outstanding. The Village uses these capital assets to provide services to citizens; consequently, these assets are not available for future spending.

Although the Village's investment in its capital assets is reported net of related debt, it should be noted that the resources needed to repay this debt must be provided from other sources, since the capital assets themselves cannot be used to liquidate these liabilities.

An additional portion, \$1,112,939, of the Village's net position represents resources that are subject to external restrictions on how they may be used. The remaining deficit of \$16,828,699, represents unrestricted net position and may be used to meet the government's ongoing obligations to citizens and creditors.

**VILLAGE OF STICKNEY, ILLINOIS**

**Management's Discussion and Analysis  
April 30, 2020**

**GOVERNMENT-WIDE FINANCIAL ANALYSIS - Continued**

	Changes in Net Position					
	Governmental Activities		Business-Type Activities		Totals	
	2020	2019	2020	2019	2020	2019
<b>Revenues</b>						
<b>Program Revenues</b>						
Charges for Services	\$ 1,373,063	1,732,661	3,663,208	3,666,580	5,036,271	5,399,241
Operating Grants/Contrib.	250,414	208,285	—	—	250,414	208,285
Capital Grants/Contrib.	36,651	—	—	—	36,651	—
<b>General Revenues</b>						
Property Taxes	3,314,511	3,354,806	—	—	3,314,511	3,354,806
Other Taxes	3,080,594	3,001,210	—	—	3,080,594	3,001,210
Interest Income	24,223	32,936	14,386	15,954	38,609	48,890
Miscellaneous	275,231	215,978	10,000	—	285,231	215,978
<b>Total Revenues</b>	<b>8,354,687</b>	<b>8,545,876</b>	<b>3,687,594</b>	<b>3,682,534</b>	<b>12,042,281</b>	<b>12,228,410</b>
<b>Expenses</b>						
General Government	1,932,343	1,695,060	—	—	1,932,343	1,695,060
Public Safety	5,965,882	6,666,806	—	—	5,965,882	6,666,806
Public Works	1,537,891	1,627,267	—	—	1,537,891	1,627,267
Parks and Recreation	100,943	131,948	—	—	100,943	131,948
Water	—	—	3,316,902	3,209,886	3,316,902	3,209,886
Interest on Long-Term Debt	204,350	298,205	—	—	204,350	298,205
<b>Total Expenses</b>	<b>9,741,409</b>	<b>10,419,286</b>	<b>3,316,902</b>	<b>3,209,886</b>	<b>13,058,311</b>	<b>13,629,172</b>
Change Before Transfers	(1,386,722)	(1,873,410)	370,692	472,648	(1,016,030)	(1,400,762)
Transfers	(9,170)	—	9,170	—	—	—
Change in Net Position	(1,395,892)	(1,873,410)	379,862	472,648	(1,016,030)	(1,400,762)
Net Position - Beginning	(10,440,261)	(8,566,851)	4,638,145	4,165,497	(5,802,116)	(4,401,354)
Net Position - Ending	(11,836,153)	(10,440,261)	5,018,007	4,638,145	(6,818,146)	(5,802,116)

Net position of the Village decreased by \$1,016,030 or 17.5 percent compared to a decrease of \$1,400,762 in the fiscal year ended April 30, 2019. The decrease for 2020 is mainly due to a decrease in charges for services of \$362,970 and an increase in general government expense of \$237,283.

VILLAGE OF STICKNEY, ILLINOIS

Management's Discussion and Analysis  
April 30, 2020

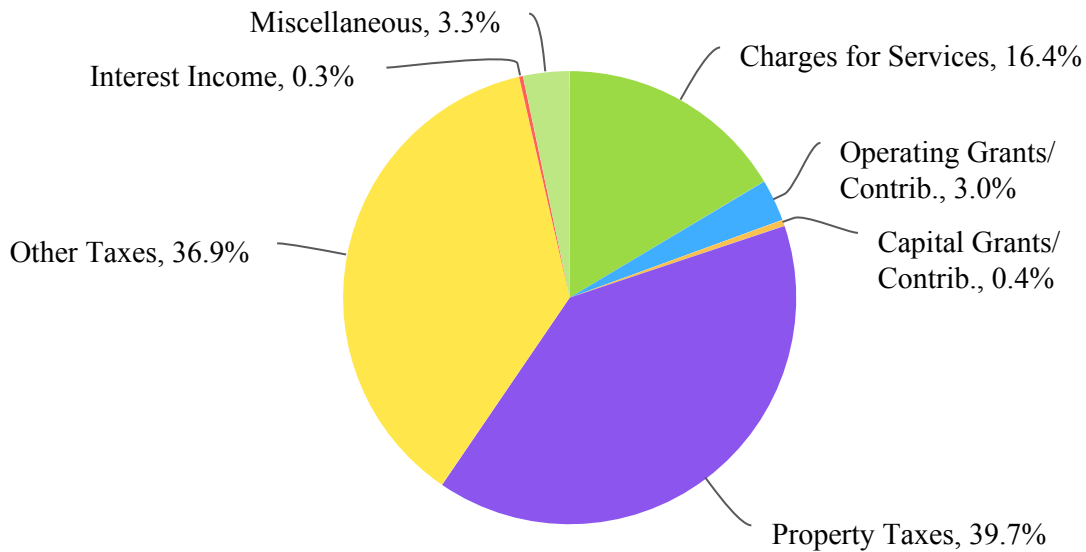
**GOVERNMENT-WIDE FINANCIAL ANALYSIS - Continued**

**Governmental Activities**

Revenues for governmental activities totaled \$8,354,687 while the cost of all governmental functions totaled \$9,741,409. This results in a decrease of \$1,386,722 before transfers.

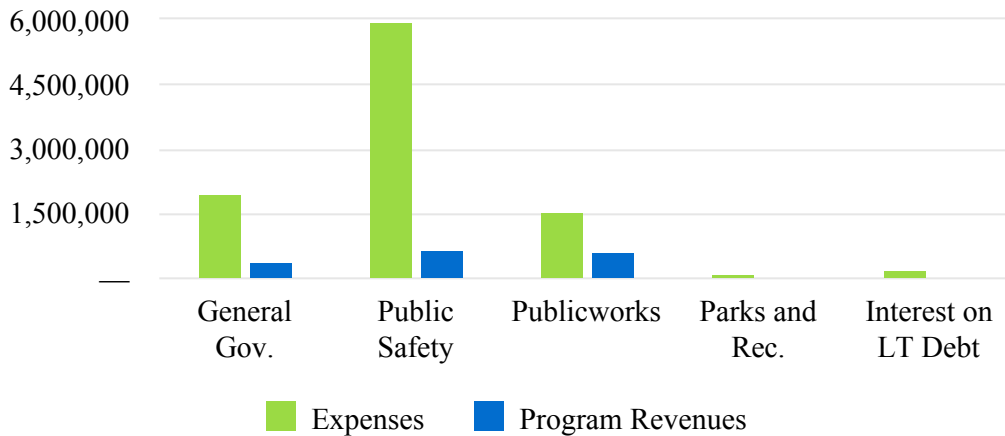
The following table graphically depicts the major revenue sources of the Village. It depicts very clearly the reliance on charges for services and property taxes to fund governmental activities.

**Revenue by Source - Governmental Activities**



The 'Expenses and Program Revenues' Table identifies those governmental functions where program expenses greatly exceed revenues.

**Expenses and Program Revenues - Governmental Activities**



**VILLAGE OF STICKNEY, ILLINOIS**

**Management's Discussion and Analysis  
April 30, 2020**

---

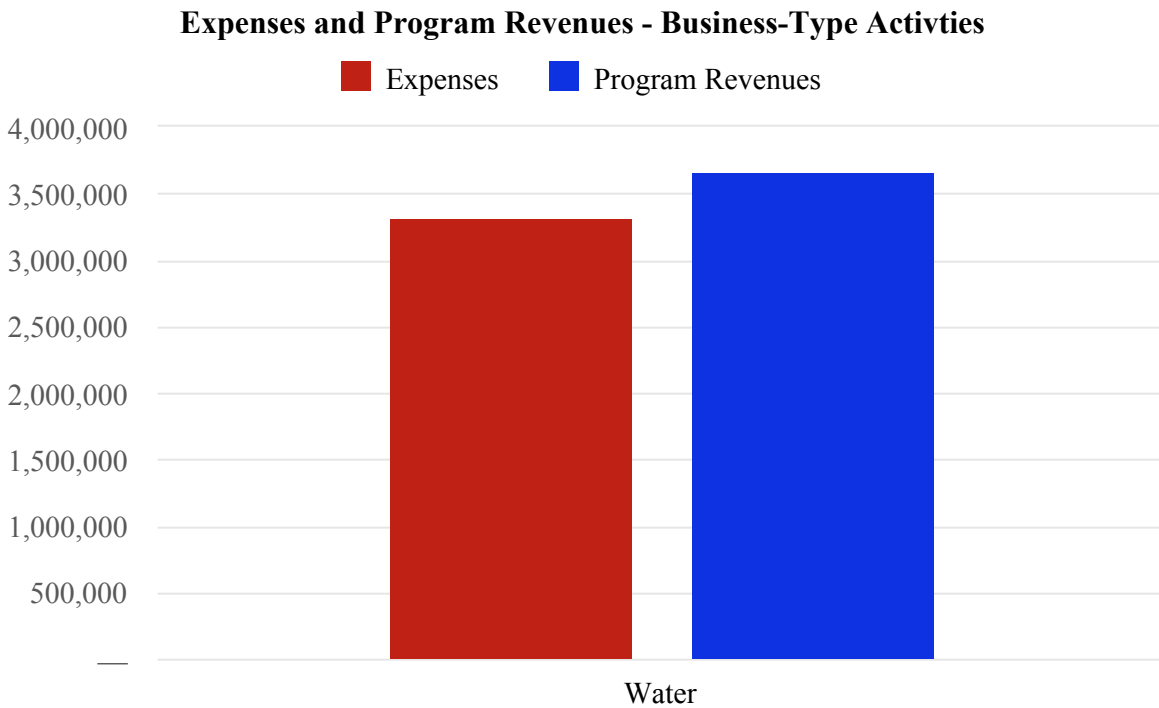
---

**GOVERNMENT-WIDE FINANCIAL ANALYSIS - Continued**

**Business-Type Activities**

Business-Type activities posted total revenues of \$3,687,594, while the cost of all business-type activities totaled \$3,316,902. This results in a surplus of \$370,692 prior to transfers in of \$9,170. In 2019, revenues of \$3,682,534 exceed expenses of \$3,209,886, resulting in a surplus \$472,648.

This graph compares program revenues to expenses for the water, sewer, and parking operations.





# VILLAGE OF STICKNEY, ILLINOIS

## Management's Discussion and Analysis

April 30, 2020

---

---

### FINANCIAL ANALYSIS OF THE GOVERNMENT'S FUNDS

As noted earlier, the Village uses fund accounting to ensure and demonstrate compliance with finance-related legal requirements.

#### Governmental Funds

The focus of the Village's governmental funds is to provide information on near-term inflows, outflows, and balances of spendable resources. In particular, unassigned fund balance may serve as a useful measure of a government's net resources available for spending at the end of the fiscal year.

The Village's governmental funds reported combining ending fund balances of \$1,760,103, which is \$932,791, or 34.6 percent, lower than last year's total of \$2,692,894. Of the \$1,760,103 total, \$324,979, or approximately 18.5 percent, of the fund balance constitutes unassigned fund balance.

The General Fund is the chief operating fund of the Village. As mentioned earlier, the General Fund reported a surplus in fund balance for the year of \$836,158, a decrease of 40.7 percent. This was due largely in part to licenses and permits revenue decreasing by \$191,482 (\$335,315 in 2020 and \$526,797 in 2019) and also a decrease in miscellaneous revenue of \$120,508 (\$268,542 in 2020 and \$389,050 in 2019).

At April 30, 2020, unassigned fund balance in the General Fund was \$648,516, which represents 77.6 percent of the total fund balance of the General Fund. As a measure of the General Fund's liquidity, it may be useful to compare unassigned fund balance to total fund expenditures. Unassigned fund balance in the General Fund represents approximately 8.3 percent of total General Fund expenditures and transfers.

The Motor Fuel Tax Fund had an increase in fund balance of \$5,396. This surplus is mainly due to motor fuel tax collected exceeding the budgeted amount of \$180,000 by \$70,414.

The Debt Service Fund reported a decrease in fund balance of \$120,195. This deficit is mainly due to the property tax collections not covering all of the principal and interest paid on the Village's debt.

#### Proprietary Fund

The Village's proprietary fund provide the same type of information found in the government-wide financial statements, but in more detail.

The Village reports the Water Fund as a major proprietary fund. The Water Fund accounts for all financial activities associated with the municipal water service. Fees from consumption of water (utility billing) and tap on fees from building activities provide the primary source of revenue for the fund. Revenues are used to purchase water and to maintain the water delivery infrastructure.

The Water Fund had a surplus in the current fiscal year of \$370,692. Unrestricted net position in the Water Fund totaled \$3,522,494 at April 30, 2020.

# VILLAGE OF STICKNEY, ILLINOIS

## Management's Discussion and Analysis

April 30, 2020

---

---

### GENERAL FUND BUDGETARY HIGHLIGHTS

The Village Members of the Board of Trustees made no budget amendments to the General Fund during the year. General Fund actual revenues for the year totaled \$7,196,501, compared to budgeted revenues of \$7,491,090. The General Fund actual expenditures for the year were \$334,839 lower than budgeted, primarily due to all expenditure functions coming in lower than budgeted, except for parks and recreation.

### CAPITAL ASSETS AND DEBT ADMINISTRATION

#### Capital Assets

The Village's investment in capital assets for its governmental activities as of April 30, 2020 was \$15,427,822 (net of accumulated depreciation). This investment in capital assets includes land, construction in progress, land improvements, buildings, furniture and equipment, vehicles, infrastructure and water system.

	Capital Assets - Net of Depreciation					
	Governmental		Business-Type		Totals	
	Activities		Activities			
	2020	2019	2020	2019	2020	2019
Land	\$ 1,349,598	1,349,598	25,575	25,575	1,375,173	1,375,173
Construction in Progress	18,326	39,273	—	—	18,326	39,273
Land Improvements	262,634	307,711	—	—	262,634	307,711
Buildings	5,271,103	5,474,978	107,468	339	5,378,571	5,475,317
Furniture and Equipment	13,167	18,906	—	—	13,167	18,906
Equipment	388,573	367,349	—	—	388,573	367,349
Vehicles	655,216	696,516	—	—	655,216	696,516
Infrastructure	5,973,692	6,024,339	—	—	5,973,692	6,024,339
Pumping Station and Tower	—	—	693,284	713,539	693,284	713,539
Waterworks System	—	—	147,562	157,887	147,562	157,887
Truck and Accessories	—	—	58,084	971	58,084	971
Improvements to System	—	—	463,540	501,941	463,540	501,941
Totals	13,932,309	14,278,670	1,495,513	1,400,252	15,427,822	15,678,922

**VILLAGE OF STICKNEY, ILLINOIS**

**Management's Discussion and Analysis**

**April 30, 2020**

---

---

**CAPITAL ASSETS AND DEBT ADMINISTRATION - Continued**

**Capital Assets - Continued**

This year's major additions included:

Construction in Progress	\$	18,326
Buildings		143,269
Equipment		96,555
Vehicles		75,049
Infrastructure		109,511
Truck and Accessories		60,630
		<u>503,340</u>

Additional information on the Village's capital assets can be found in Note 3 of this report.

**Debt Administration**

At April 30, 2020, the Village had total outstanding debt of \$6,530,208 as compared to \$7,335,350 for the April 30, 2019 year end. The following is a comparative statement of outstanding debt:

	Long-Term Debt Outstanding					
	Governmental		Business-Type		Totals	
	Activities	Activities	Activities	Activities	2020	2019
	2020	2019	2020	2019	2020	2019
General Obligation Bonds - Net	\$ 6,530,208	7,335,350	—	—	6,530,208	7,335,350

The Village's total debt decreased by \$805,142 during the year ended April 30, 2020. The key factor in this decrease was regularly scheduled debt payments.

Additional information on the Village's long-term debt can be found in Note 3 of this report.

# **VILLAGE OF STICKNEY, ILLINOIS**

## **Management's Discussion and Analysis**

**April 30, 2020**

---

---

### **ECONOMIC FACTORS AND NEXT YEAR'S BUDGET AND RATES**

The Village's elected and appointed officials considered many factors when setting the fiscal-year 2021 budget, tax rates, and fees that will be charged for its governmental activities. Factors considered include the economy, any changes in the tax base, potential legislative changes.

The Village is faced with a similar economic environment as many other local municipalities are faced with, including inflation, unemployment rates, and the effects on residents and businesses due to the global health emergency from the COVID-19 pandemic. The COVID-19 pandemic remains the greatest factor negatively effecting the current national and local economy, creating a very uncertain period. The Village has instituted a minimum fund balance policy requiring that fund balances be equal to 25% of operating expenditures. As a result of this policy the Village was well positioned to weather the economic storm of COVID-19. One main financial goal going forward for this fiscal year is to remain above the fund balance targets for all funds.

### **REQUESTS FOR INFORMATION**

This financial report is designed to provide a general overview of the Village's finances for all those with an interest in the government's finances. Questions concerning any of the information provided in this report or requests for additional information should be directed to the Village Treasurer, Village of Stickney, 6533 Pershing Road, Stickney, Illinois, 60402.

## **BASIC FINANCIAL STATEMENTS**

The basic financial Statements include integrated sets of financial statements as required by the GASB. The sets of statements include:

Government-Wide Financial Statements

Fund Financial Statements

- Governmental Funds
- Proprietary Fund
- Fiduciary Fund

In addition, the notes to the financial statements are included to provide information that is essential to a user's understanding of the basic financial statements.

**VILLAGE OF STICKNEY, ILLINOIS**

**Statement of Net Position**

**April 30, 2020**

---

---

**See Following Page**

**VILLAGE OF STICKNEY, ILLINOIS**

**Statement of Net Position**

**April 30, 2020**

	Governmental Activities	Business-Type Activities	Totals
<b>ASSETS</b>			
Current Assets			
Cash and Cash Equivalents	\$ 2,481,133	3,491,151	5,972,284
Receivables - Net of Allowances	2,260,258	392,204	2,652,462
Internal Balances	(704,966)	704,966	—
Prepays	207,768	—	207,768
Total Current Assets	4,244,193	4,588,321	8,832,514
Noncurrent Assets			
Capital Assets			
Nondepreciable	1,367,924	25,575	1,393,499
Depreciable	23,743,421	5,029,044	28,772,465
Accumulated Depreciation	(11,179,036)	(3,559,106)	(14,738,142)
Total Noncurrent Assets	13,932,309	1,495,513	15,427,822
Total Assets	18,176,502	6,083,834	24,260,336
<b>DEFERRED OUTFLOWS OF RESOURCES</b>			
Deferred Items - IMRF	463,433	166,339	629,772
Deferred Items - Police Pension	1,282,014	—	1,282,014
Total Deferred Outflows of Resources	1,745,447	166,339	1,911,786
Total Assets and Deferred Outflows of Resources	19,921,949	6,250,173	26,172,122

The notes to the financial statements are an integral part of this statement.

	Governmental Activities	Business-Type Activities	Totals
<b>LIABILITIES</b>			
Current Liabilities			
Accounts Payable	\$ 93,294	257,459	350,753
Accrued Payroll	527,599	15,015	542,614
Accrued Interest Payable	114,417	—	114,417
Other Payables	96,300	—	96,300
Current Portion of Long-Term Debt	729,099	6,034	735,133
Total Current Liabilities	<u>1,560,709</u>	<u>278,508</u>	<u>1,839,217</u>
Noncurrent Liabilities			
Compensated Absences Payable	266,915	24,136	291,051
Net Pension Liability - IMRF	929,792	333,728	1,263,520
Net Pension Liability - Police Pension	14,956,204	—	14,956,204
Total OPEB Liability - RBP	3,894,927	441,795	4,336,722
General Obligation Bonds Payable - Net	5,867,838	—	5,867,838
Total Noncurrent Liabilities	<u>25,915,676</u>	<u>799,659</u>	<u>26,715,335</u>
Total Liabilities	<u>27,476,385</u>	<u>1,078,167</u>	<u>28,554,552</u>
<b>DEFERRED INFLOWS OF RESOURCES</b>			
Property Taxes	1,620,740	—	1,620,740
Other Taxes	50,849	—	50,849
Deferred Items - IMRF	429,053	153,999	583,052
Deferred Items - Police Pension	2,181,075	—	2,181,075
Total Deferred Inflows of Resources	<u>4,281,717</u>	<u>153,999</u>	<u>4,435,716</u>
Total Liabilities and Deferred Inflows of Resources	<u>31,758,102</u>	<u>1,232,166</u>	<u>32,990,268</u>
<b>NET POSITION</b>			
Net Investment in Capital Assets	7,402,101	1,495,513	8,897,614
Restricted			
Debt Service	362,792	—	362,792
Streets	736,195	—	736,195
Police Activities	13,952	—	13,952
Unrestricted (Deficit)	<u>(20,351,193)</u>	<u>3,522,494</u>	<u>(16,828,699)</u>
Total Net Position	<u>(11,836,153)</u>	<u>5,018,007</u>	<u>(6,818,146)</u>

The notes to the financial statements are an integral part of this statement.



VILLAGE OF STICKNEY, ILLINOIS

Statement of Activities

For the fiscal year ended April 30, 2020

	Expenses	Program Revenues		
		Charges for Services	Operating Grants/ Contributions	Capital Grants/ Contributions
<b>Governmental Activities</b>				
General Government	\$ 1,932,343	355,818	—	—
Public Safety	5,965,882	662,838	—	—
Public Works	1,537,891	312,249	250,414	36,651
Parks and Recreation	100,943	42,158	—	—
Interest on Long-Term Debt	204,350	—	—	—
Total Governmental Activities	9,741,409	1,373,063	250,414	36,651
<b>Business-Type Activities</b>				
Water	3,316,902	3,663,208	—	—
Total Primary Government	13,058,311	5,036,271	250,414	36,651

General Revenues  
 Taxes  
 Property  
 Utility  
 Other Taxes  
 Intergovernmental - Unrestricted  
 State Sales Tax  
 State Use Tax  
 State Income Tax  
 Replacement Tax  
 Interest  
 Miscellaneous  
 Transfers - Internal Activity

Change in Net Position

Net Position - Beginning

Net Position - Ending

The notes to the financial statements are an integral part of this statement.

Total Primry Government		
Governmental Activities	Business-Type Activities	Totals
(1,576,525)	—	(1,576,525)
(5,303,044)	—	(5,303,044)
(938,577)	—	(938,577)
(58,785)	—	(58,785)
(204,350)	—	(204,350)
(8,081,281)	—	(8,081,281)
—	346,306	346,306
(8,081,281)	346,306	(7,734,975)
3,314,511	—	3,314,511
856,368	—	856,368
426,858	—	426,858
749,877	—	749,877
237,462	—	237,462
667,640	—	667,640
142,389	—	142,389
24,223	14,386	38,609
275,231	10,000	285,231
(9,170)	9,170	—
6,685,389	33,556	6,718,945
(1,395,892)	379,862	(1,016,030)
(10,440,261)	4,638,145	(5,802,116)
(11,836,153)	5,018,007	(6,818,146)

The notes to the financial statements are an integral part of this statement.

VILLAGE OF STICKNEY, ILLINOIS

Balance Sheet - Governmental Funds

April 30, 2020

---

---

	<u>General</u>
<b>ASSETS</b>	
Cash and Investments	\$ 1,316,222
Receivables - Net of Allowances	
Property Taxes	1,367,653
Intergovernmental	49,839
Other Receivables	447,903
Prepays	187,642
Due from Other Funds	<u>527,943</u>
 Total Assets	 <u><u>3,897,202</u></u>
<b>LIABILITIES</b>	
Accounts Payable	85,831
Accrued Payroll	527,599
Other Payables	95,306
Due to Other Funds	<u>1,019,291</u>
Total Liabilities	<u>1,728,027</u>
<b>DEFERRED INFLOWS OF RESOURCES</b>	
Property Taxes	1,333,017
Grants	—
Total Deferred Inflows of Resources	<u>1,333,017</u>
 Total Liabilities and Deferred Inflows of Resources	 <u>3,061,044</u>
<b>FUND BALANCES</b>	
Nonspendable	187,642
Restricted	—
Unassigned	<u>648,516</u>
Total Fund Balances	<u>836,158</u>
 Total Liabilities, Deferred Inflows of Resources and Fund Balances	 <u><u>3,897,202</u></u>

The notes to the financial statements are an integral part of this statement.

Special Revenue				
Motor Fuel Tax	Debt Service	Nonmajor	Totals	
1,005,006	60,010	99,895	2,481,133	
—	394,863	—	1,762,516	
—	—	—	49,839	
—	—	—	447,903	
20,126	—	—	207,768	
—	405,367	—	933,310	
1,025,132	860,240	99,895	5,882,469	
7,463	—	—	93,294	
—	—	—	527,599	
—	—	994	96,300	
261,348	—	357,637	1,638,276	
268,811	—	358,631	2,355,469	
—	383,031	—	1,716,048	
—	—	50,849	50,849	
—	383,031	50,849	1,766,897	
268,811	383,031	409,480	4,122,366	
20,126	—	—	207,768	
736,195	477,209	13,952	1,227,356	
—	—	(323,537)	324,979	
756,321	477,209	(309,585)	1,760,103	
1,025,132	860,240	99,895	5,882,469	

The notes to the financial statements are an integral part of this statement.

VILLAGE OF STICKNEY, ILLINOIS

Reconciliation of the Total Governmental Fund Balance to the Statement of Net Position - Governmental Activities

April 30, 2020

---

---

<b>Total Governmental Fund Balances</b>	\$ 1,760,103
Amounts reported for governmental activities in the Statement of Net Position are different because:	
Capital assets used in Governmental Activities are not financial resources and therefore, are not reported in the funds.	13,932,309
Certain revenues that are deferred in the governmental funds are recognized as revenue in the governmental activities	95,308
Deferred outflows (inflows) of resources related to the pensions not reported in the funds.	
Deferred Items - IMRF	34,380
Deferred Items - Police Pension	(899,061)
Long-term liabilities are not due and payable in the current period and therefore are not reported in the funds.	
Compensated Absences Payable	(333,644)
Net Pension Liability - IMRF	(929,792)
Net Pension Liability - Police Pension	(14,956,204)
Total OPEB Liability - RBP	(3,894,927)
General Obligation Bonds Payable	(5,965,000)
Unamortized Bond Premium	(565,208)
Accrued Interest Payable	(114,417)
<b>Net Position of Governmental Activities</b>	<u><u>(11,836,153)</u></u>

The notes to the financial statements are an integral part of this statement.

**VILLAGE OF STICKNEY, ILLINOIS**

**Statement of Revenues, Expenditures and Changes in Fund Balances - Governmental Funds  
For the Fiscal Year Ended April 30, 2020**

---

---

**See Following Page**

VILLAGE OF STICKNEY, ILLINOIS

Statement of Revenues, Expenditures and Changes in Fund Balances - Governmental Funds  
For the Fiscal Year Ended April 30, 2020

---

---

	<u>General</u>
Revenues	
Taxes	\$ 3,750,133
Intergovernmental	1,797,368
Licenses and Permits	335,315
Charges for Services	493,979
Fines and Forfeitures	543,769
Interest	7,395
Miscellaneous	268,542
Total Revenues	<u>7,196,501</u>
Expenditures	
Current	
General Government	1,268,599
Public Safety	5,348,808
Public Works	1,109,159
Parks and Recreation	44,082
Capital Outlay	—
Debt Service	
Principal Retirement	—
Interest and Fiscal Charges	—
Total Expenditures	<u>7,770,648</u>
Excess (Deficiency) of Revenues Over (Under) Expenditures	(574,147)
Other Financing (Uses)	
Transfers Out	<u>—</u>
Net Change in Fund Balances	(574,147)
Fund Balances - Beginning	<u>1,410,305</u>
Fund Balances - Ending	<u><u>836,158</u></u>

The notes to the financial statements are an integral part of this statement.

Special Revenue		Debt Service	Nonmajor	Totals
Motor Fuel Tax				
—		835,680	—	4,585,813
250,414		—	36,651	2,084,433
—		—	—	335,315
—		—	—	493,979
—		—	—	543,769
15,557		7	1,264	24,223
1,441		—	5,248	275,231
267,412		835,687	43,163	8,342,763
—		—	—	1,268,599
—		—	—	5,348,808
262,016		—	—	1,371,175
—		—	—	44,082
—		—	277,838	277,838
—		715,000	—	715,000
—		240,882	—	240,882
262,016		955,882	277,838	9,266,384
5,396		(120,195)	(234,675)	(923,621)
—		—	(9,170)	(9,170)
5,396		(120,195)	(243,845)	(932,791)
750,925		597,404	(65,740)	2,692,894
756,321		477,209	(309,585)	1,760,103

The notes to the financial statements are an integral part of this statement.



VILLAGE OF STICKNEY, ILLINOIS

**Reconciliation of the Statement of Revenues, Expenditures and Changes in Fund Balances of the Governmental Funds to the Statement of Activities - Governmental Activities  
For the Fiscal Year Ended April 30, 2020**

---

---

<b>Net Change in Fund Balances - Total Governmental Funds</b>	<b>\$ (932,791)</b>
Amounts reported for governmental activities in the Statement of Activities are different because:	
Governmental funds report capital outlays as expenditures. However, in the Statement of Activities the cost of those assets is allocated over their estimated useful lives and reported as depreciation expense.	
Capital Outlays	332,487
Depreciation Expense	(678,848)
A deduction to certain revenues recognized as revenue only in the governmental funds.	11,924
The net effect of deferred outflows (inflows) of resources related to the pensions not reported in the funds.	
Change in Deferred Items - IMRF	(656,018)
Change in Deferred Items - Police Pension	(683,162)
The issuance of long-term debt provides current financial resources to governmental funds, while the repayment of the principal on long-term debt consumes the current financial resources of the governmental funds.	
Change in Compensated Absences Payable	(17,663)
Change in Net Pension Liability/(Asset) - IMRF	748,855
Change in Net Pension Liability - Police Pension	388,893
Change in Total OPEB Liability - RBP	(661,101)
Retirement of Debt	715,000
Amortization of Bond Premium	90,142
Changes to accrued interest on long-term debt in the Statement of Activities does not require the use of current financial resources and, therefore, are not reported as expenditures in the governmental funds.	<u>(53,610)</u>
<b>Changes in Net Position of Governmental Activities</b>	<b><u><u>(1,395,892)</u></u></b>

The notes to the financial statements are an integral part of this statement.

**VILLAGE OF STICKNEY, ILLINOIS**

**Statement of Net Position - Proprietary Fund**

**April 30, 2020**

---

---

**See Following Page**

VILLAGE OF STICKNEY, ILLINOIS

Statement of Net Position - Proprietary Fund

April 30, 2020

---

---

	Business-Type Activities
	<u>Enterprise</u>
	<u>Water</u>
<b>ASSETS</b>	
Current Assets	
Cash and Investments	\$ 3,491,151
Receivables - Net of Allowances	
Accounts	392,204
Due from Other Funds	704,966
Total Current Assets	<u>4,588,321</u>
Noncurrent Assets	
Capital Assets	
Nondepreciable	25,575
Depreciable	5,029,044
Accumulated Depreciation	<u>(3,559,106)</u>
Total Noncurrent Assets	<u>1,495,513</u>
Total Assets	6,083,834
<b>DEFERRED OUTFLOWS OF RESOURCES</b>	
Deferred Items - IMRF	<u>166,339</u>
Total Assets and Deferred Outflows of Resources	<u>6,250,173</u>

The notes to the financial statements are an integral part of this statement.

	Business-Type Activities
	Enterprise
	Water
<b>LIABILITIES</b>	
Current Liabilities	
Accounts Payable	\$ 257,459
Accrued Payroll	15,015
Compensated Absences Payable	6,034
Total Current Liabilities	<u>278,508</u>
Noncurrent Liabilities	
Compensated Absences Payable	24,136
Net Pension Assets - IMRF	333,728
Total OPEB Liability - RBP	441,795
Total Noncurrent Liabilities	<u>799,659</u>
Total Liabilities	<u>1,078,167</u>
<b>DEFERRED INFLOWS OF RESOURCES</b>	
Deferred Items - IMRF	<u>153,999</u>
Total Liabilities and Deferred Inflows of Resources	<u>1,232,166</u>
<b>NET POSITION</b>	
Investment in Capital Assets	1,495,513
Unrestricted	<u>3,522,494</u>
Total Net Position	<u><u>5,018,007</u></u>

The notes to the financial statements are an integral part of this statement.

VILLAGE OF STICKNEY, ILLINOIS

Statement of Revenues, Expenses, and Changes in Net Position - Proprietary Fund  
For the Fiscal Year Ended April 30, 2020

	Business-Type Activities
	Enterprise
	Water
Operating Revenues	
Charges for Services	\$ 3,663,208
Operating Expenses	
Operations	3,241,310
Depreciation	75,592
Total Operating Expenses	3,316,902
Operating Income	346,306
Nonoperating Revenues	
Interest Income	14,386
Other Income	10,000
	24,386
Income Before Transfers	370,692
Transfers In	9,170
Change in Net Position	379,862
Net Position - Beginning	4,638,145
Net Position - Ending	5,018,007

The notes to the financial statements are an integral part of this statement.

**VILLAGE OF STICKNEY, ILLINOIS**

**Statement of Cash Flows - Proprietary Fund  
For the Fiscal Year Ended April 30, 2020**

	Business-Type Activities
	Enterprise
	Water
Cash Flows from Operating Activities	
Receipts from Customers and Users	\$ 2,889,693
Payments to Suppliers	(3,079,414)
Payments to Employees	(384,110)
	<u>(573,831)</u>
Cash Flows from Capital and Related Financing Activities	
Purchase of Capital Assets	<u>(170,853)</u>
Cash Flows from Noncapital Financing Activities	
Transfers In	<u>9,170</u>
Cash Flows from Investing Activities	
Interest Income	<u>14,386</u>
Net Change in Cash and Cash Equivalents	(721,128)
Cash and Cash Equivalents - Beginning	<u>4,212,279</u>
Cash and Cash Equivalents - Ending	<u><u>3,491,151</u></u>
Reconciliation of Operating Income to Net Cash Provided (Used) by Operating Activities	
Operating Income	346,306
Adjustments to Reconcile Operating Income to Net Cash Provided by (Used in) Operating Activities:	
Depreciation Expense	75,592
Other Income (Expense)	10,000
(Increase) Decrease in Current Assets	(783,515)
Increase (Decrease) in Current Liabilities	<u>(222,214)</u>
Net Cash Provided by Operating Activities	<u><u>(573,831)</u></u>

The notes to the financial statements are an integral part of this statement.

VILLAGE OF STICKNEY, ILLINOIS

Statement of Fiduciary Net Position

April 30, 2020

---

---

	<u>Pension Trust</u>
<b>ASSETS</b>	
Cash and Cash Equivalents	\$ 456,040
Investments	
U.S. Treasury Obligations	72,775
State and Local Obligations	225,290
Corporate Bonds	2,515,851
Mutual Funds	1,899,072
Common Stock	342,517
Receivables - Net of Allowance	
Accrued Interest	32,756
Prepays	<u>530</u>
Total Assets	<u>5,544,831</u>
<b>LIABILITIES</b>	
Accounts Payable	1,940
Accrued Payroll	77,910
Other Payable	<u>1,763</u>
Total Liabilities	<u>81,613</u>
<b>NET POSITION</b>	
Net Position Restricted	<u><u>5,463,218</u></u>

The notes to the financial statements are an integral part of this statement.

VILLAGE OF STICKNEY, ILLINOIS

Statement of Changes in Fiduciary Net Position  
For the Fiscal Year Ended April 30, 2020

---

---

	Pension Trust
Additions	
Contributions	
Employer	\$ 1,330,670
Plan Members	150,418
Total Contributions	<u>1,481,088</u>
Investment Earnings	
Interest Earned	175,182
Net Change in Fair Value	<u>(232,786)</u>
	(57,604)
Less Investment Expenses	<u>(15,439)</u>
Net Investment Income	<u>(73,043)</u>
Total Additions	<u>1,408,045</u>
Deductions	
Administration	46,196
Benefits and Refunds	<u>953,910</u>
Total Deductions	<u>1,000,106</u>
Change in Fiduciary Net Position	407,939
Net Position Restricted for Pensions	
Beginning	<u>5,055,279</u>
Ending	<u><u>5,463,218</u></u>

The notes to the financial statements are an integral part of this statement.



# VILLAGE OF STICKNEY, ILLINOIS

## Notes to the Financial Statements

April 30, 2020

---

---

### NOTE 1 - SUMMARY OF SIGNIFICANT ACCOUNTING POLICIES

The Village of Stickney (Village), incorporated in 1913, is a municipal corporation governed by an elected president and six-member Board of Trustees. The Village's major operations include police and fire safety, highway and street maintenance and reconstruction, forestry, building code enforcement, public improvements, economic development, planning and zoning, water services, and general administrative services. The Village is a home-rule municipality under the 1970 Illinois Constitution.

The government-wide financial statements are prepared in accordance with generally accepted accounting principles (GAAP). The Governmental Accounting Standards Board (GASB) is responsible for establishing GAAP for state and local governments through its pronouncements (Statements and Interpretations). The more significant of the Village's accounting policies established in GAAP and used by the Village are described below.

#### REPORTING ENTITY

The Village's financial reporting entity comprises the following:

Primary Government:	Village of Stickney
---------------------	---------------------

In determining the financial reporting entity, the Village complies with the provisions of GASB Statement No. 61, "The Financial Reporting Omnibus - an Amendment of GASB Statements No. 14 and No. 34," and includes all component units that have a significant operational or financial relationship with the Village. Based upon the criteria set forth in the GASB Statement No. 61, there are no component units included in the reporting entity.

#### Police Pension Employees Retirement System

The Village's sworn police employees participate in the Police Pension Employees Retirement System (PPERS). PPERS functions for the benefit of these employees and is governed by a five-member pension board. Two members appointed by the Village's Mayor, one elected pension beneficiary and two elected police employees constitute the pension board. The participants are required to contribute a percentage of salary as established by state statute and the Village is obligated to fund all remaining PPERS costs based upon actuarial valuations. The State of Illinois is authorized to establish benefit levels and the Village is authorized to approve the actuarial assumptions used in the determination of contribution levels. Although it is legally separate from the Village, the PPERS is reported as if it were part of the primary government because its sole purpose is to provide retirement benefits for the Village's police employees. The PPERS is reported as a pension trust fund.

# VILLAGE OF STICKNEY, ILLINOIS

## Notes to the Financial Statements

April 30, 2020

---

---

### NOTE 1 - SUMMARY OF SIGNIFICANT ACCOUNTING POLICIES - Continued

#### BASIS OF PRESENTATION

##### Government-Wide Statements

The Village's basic financial statements include both government-wide (reporting the Village as a whole) and fund financial statements (reporting the Village's major funds). Both the government-wide and fund financial statements categorize primary activities as either governmental or business-type. The Village's public safety, public works, parks and recreation, and general administrative services are classified as governmental activities. The Village's water services is classified as business-type activities.

In the government-wide Statement of Net Position, both the governmental and business-type activities columns are: (a) presented on a consolidated basis by column, and (b) reported on a full accrual, economic resource basis, which recognizes all long-term assets/deferred outflows and receivables as well as long-term debt/deferred inflows and obligations. The Village's net position is reported in three parts: net investment in capital assets; restricted; and unrestricted. The Village utilizes restricted resources to finance qualifying activities.

The government-wide Statement of Activities reports both the gross and net cost of each of the Village's functions and business-type activities (general government, public safety, public works, parks and recreation, etc.). The functions are supported by general government revenues (property, sales and use taxes, certain intergovernmental revenues, fines, permits and charges, etc.). The Statement of Activities reduces gross expenses (including depreciation) by related program revenues, which include 1) charges to customers or applicants who purchase, use, or directly benefit from foods, services, or privileges provided by a given function or segment and 2) grants and contributions that are restricted to meeting the operational or capital requirements of a particular function or segment.

The net costs (by function or business-type activity) are normally covered by general revenue (property taxes, intergovernmental revenues, fines, permits and charges, etc.).

The Village does not allocate indirect costs. An administrative service fee is charged by the General Fund to the other operating funds that is eliminated like a reimbursement (reducing the revenue and expense in the General Fund) to recover the direct costs of General Fund services provided (finance, personnel, purchasing, legal, technology management, etc.).

This government-wide focus is more on the sustainability of the Village as an entity and the change in the Village's net position resulting from the current year's activities.

# VILLAGE OF STICKNEY, ILLINOIS

## Notes to the Financial Statements

April 30, 2020

---

---

### NOTE 1 - SUMMARY OF SIGNIFICANT ACCOUNTING POLICIES - Continued

#### BASIS OF PRESENTATION - Continued

##### Fund Financial Statements

The financial transactions of the Village are reported in individual funds in the fund financial statements. Each fund is accounted for by providing a separate set of self-balancing accounts that comprise its assets/deferred outflows, liabilities/deferred inflows, fund equity, revenues and expenditures/expenses. Funds are organized into three major categories: governmental, proprietary, and fiduciary. The emphasis in fund financial statements is on the major funds in either the governmental or business-type activities categories.

GASB Statement No. 34 sets forth minimum criteria (percentage of the assets/deferred outflows, liabilities/deferred inflows, revenues or expenditures/expenses of either fund category or the governmental and enterprise combined) for the determination of major funds. The Village may electively add funds, as major funds, which either had debt outstanding or specific community focus. The nonmajor funds are combined in a column in the fund financial statements. A fund is considered major if it is a primary operating fund of the Village or meets the following criteria:

Total assets/deferred outflows, liabilities/deferred inflows, revenues, or expenditures/expenses of that individual governmental or enterprise fund are at least 10 percent of the corresponding total for all funds of that category or type; and

Total assets/deferred outflows, liabilities/deferred inflows, revenues, or expenditures/expenses of the individual governmental or enterprise fund are at least 5 percent of the corresponding total for all governmental and enterprise funds combined.

# VILLAGE OF STICKNEY, ILLINOIS

## Notes to the Financial Statements

April 30, 2020

---

---

### NOTE 1 - SUMMARY OF SIGNIFICANT ACCOUNTING POLICIES - Continued

#### BASIS OF PRESENTATION - Continued

##### Fund Financial Statements - Continued

The various funds are reported by generic classification within the financial statements. The following fund types are used by the Village:

##### Governmental Funds

The focus of the governmental funds' measurement (in the fund statements) is upon determination of financial position and changes in financial position (sources, uses, and balances of financial resources) rather than upon net income. The following is a description of the governmental funds of the Village:

*General Fund* is the general operating fund of the Village. It accounts for all revenues and expenditures of the Village which are not accounted for in other funds. The General Fund is a major fund.

*Special revenue funds* are used to account for the proceeds of specific revenue sources that are legally restricted to expenditures for specified purposes. The Village maintains four special revenue funds. The Motor Fuel Tax Fund, a major fund is used to account for activity of the Village's Motor Fuel Tax allotments from the State of Illinois. This activity generally includes road resurfacing and other infrastructure improvements. The main revenue stream relates to funding from Motor Fuel Tax allotments.

*Debt Service Funds* are used to account for the accumulation of funds for the periodic payment of principal and interest on general long-term debt. The Debt Service Fund is treated as a major fund by the Village.

*Capital Projects Funds* are used to account financial resources to be used for the acquisition or construction of major projects or equipment. The Capital Projects Fund is treated as a nonmajor fund by the Village.

##### Proprietary Funds

The focus of proprietary fund measurement is upon determination of operating income, changes in net position, financial position, and cash flows. The generally accepted accounting principles applicable are those similar to businesses in the private sector. The following is a description of the proprietary fund of the Village:

# VILLAGE OF STICKNEY, ILLINOIS

## Notes to the Financial Statements

April 30, 2020

---

---

### NOTE 1 - SUMMARY OF SIGNIFICANT ACCOUNTING POLICIES - Continued

#### BASIS OF PRESENTATION - Continued

##### Fund Financial Statements - Continued

##### Proprietary Funds - Continued

*Enterprise funds* account for operations for which a fee is charged to external users for goods or services and the activity (a) is financed with debt that is solely secured by a pledge of the net revenues, (b) has third party requirements that the cost of providing services, including capital costs, be recovered with fees and charges or (c) establishes fees and charges based on a pricing policy designed to recover similar costs. The Village maintains one major fund. The Water Fund is used to account for the provision of waste water services to the residents of the Village. All activities necessary to provide such services are accounted for in this fund, including, but not limited to, administration, operations, maintenance, financing and related debt service, and billing and collection.

##### Fiduciary Funds

Fiduciary funds are used to report assets held in a trustee or custodial capacity for others and therefore are not available to support Village programs. The reporting focus is on net position and changes in net position and is reported using accounting principles similar to proprietary funds.

*Pension trust funds* are used to account for assets held in a trustee capacity for pension benefit payments. The Police Pension Fund accounts for the accumulation of resources to pay retirement and other related benefits for sworn members of the Village's police force.

The Village's pension trust fund is presented in the fiduciary fund financial statements. Since by definition these assets are being held for the benefit of a third party (pension participants) and cannot be used to address activities or obligations of the Village, these funds are not incorporated into the government-wide statements.

#### MEASUREMENT FOCUS AND BASIS OF ACCOUNTING

Measurement focus is a term used to describe "which" transactions are recorded within the various financial statements. Basis of accounting refers to "when" transactions are recorded regardless of the measurement focus applied.

##### Measurement Focus

On the government-wide Statement of Net Position and the Statement of Activities, both governmental and business-type activities are presented using the economic resources measurement focus as defined below. In the fund financial statements, the "current financial resources" measurement focus or the "economic resources" measurement focus is used as appropriate.

# VILLAGE OF STICKNEY, ILLINOIS

## Notes to the Financial Statements

April 30, 2020

---

---

### NOTE 1 - SUMMARY OF SIGNIFICANT ACCOUNTING POLICIES - Continued

#### MEASUREMENT FOCUS AND BASIS OF ACCOUNTING - Continued

##### Measurement Focus - Continued

All governmental funds utilize a “current financial resources” measurement focus. Only current financial assets/deferred outflows and liabilities/deferred inflows are generally included on their balance sheets. Their operating statements present sources and uses of available spendable financial resources during a given period. These funds use fund balance as their measure of available spendable financial resources at the end of the period.

All proprietary and pension trust funds utilize an “economic resources” measurement focus. The accounting objectives of the “economic resources” measurement focus is the determination of operating income, changes in net position (or cost recovery), financial position, and cash flows. All assets/deferred outflows, liabilities/deferred inflows (whether current or noncurrent) associated with their activities are reported. Proprietary and pension trust fund equity is classified as net position.

##### Basis of Accounting

In the government-wide Statement of Net Position and Statement of Activities, governmental and business-type activities are presented using the accrual basis of accounting. Under the accrual basis of accounting, revenues are recognized when earned and expenses are recorded when the liability/deferred inflow is incurred or economic asset used. Revenues, expenses, gains, losses, assets/deferred outflows, and liabilities/deferred inflows resulting from exchange and exchange-like transactions are recognized when the exchange takes place.

In the fund financial statements, governmental funds are presented on the modified accrual basis of accounting. Under this modified accrual basis of accounting, revenues are recognized when “measurable and available.” Measurable means knowing or being able to reasonably estimate the amount. Available means collectible within the current period or within sixty days after year end. The Village recognizes property taxes when they become both measurable and available in accordance with GASB Codification Section P70. A sixty-day availability period is used for revenue recognition for all other governmental fund revenues. Expenditures (including capital outlay) are recorded when the related fund liability is incurred, except for general obligation bond principal and interest which are recognized when due.

In applying the susceptible to accrual concept under the modified accrual basis, those revenues susceptible to accrual are property taxes, sales and use taxes, franchise taxes, utility taxes, hotel/motel taxes, fines, interest revenue, and charges for services. All other revenues are not susceptible to accrual because generally they are not measurable until received in cash.

# VILLAGE OF STICKNEY, ILLINOIS

## Notes to the Financial Statements

April 30, 2020

---

---

### NOTE 1 - SUMMARY OF SIGNIFICANT ACCOUNTING POLICIES - Continued

#### MEASUREMENT FOCUS AND BASIS OF ACCOUNTING - Continued

##### Basis of Accounting - Continued

All proprietary funds and pension trust funds utilize the accrual basis of accounting. Under the accrual basis of accounting, revenues are recognized when earned and expenses are recorded when the liability is incurred or economic asset used.

Proprietary funds distinguish operating revenues and expenses from nonoperating items. Operating revenues and expenses generally result from providing services and producing and delivering goods in connection with a proprietary fund's principal ongoing operations. The principal operating revenues of the Village's enterprise fund are charges to customers for sales and services. The Village also recognizes as operating revenue the portion of tap fees intended to recover the cost of connecting new customers to the system. Operating expenses for the enterprise fund includes the cost of sales and services, administrative expenses, and depreciation on capital assets. All revenues and expenses not meeting this definition are reported as nonoperating revenues and expenses.

#### ASSETS/DEFERRED OUTFLOWS, LIABILITIES/DEFERRED INFLOWS, AND NET POSITION OR EQUITY

##### Cash and Investments

Cash and cash equivalents on the Statement of Net Position are considered to be cash on hand, demand deposits, cash with fiscal agent. For the purpose of the proprietary funds "Statement of Cash Flows," cash and cash equivalents are considered to be cash on hand, demand deposits, cash with fiscal agent, and all highly liquid investments with an original maturity of three months or less.

Investments are generally reported at fair value. Short-term investments are reported at cost, which approximates fair value. For investments, the Village categorizes its fair value measurements within the fair value hierarchy established by generally accepted accounting principles. The hierarchy is based on the valuation inputs used to measure the fair value of the asset. Level 1 inputs are quoted prices in active markets for identical assets; Level 2 inputs are significant other observable inputs; Level 3 inputs are significant unobservable inputs.

##### Receivables

In the government-wide financial statements, receivables consist of all revenues earned at year-end and not yet received. Allowances for uncollectible accounts receivable are based upon historical trends and the periodic aging of accounts receivable. Major receivables balances for governmental activities include property taxes, sales and use taxes, franchise taxes, and grants. Business-type activities report charges for services as their major receivables.

# VILLAGE OF STICKNEY, ILLINOIS

## Notes to the Financial Statements

April 30, 2020

---

---

### NOTE 1 - SUMMARY OF SIGNIFICANT ACCOUNTING POLICIES - Continued

#### ASSETS/DEFERRED OUTFLOWS, LIABILITIES/DEFERRED INFLOWS, AND NET POSITION OR EQUITY

##### Prepays

Certain payments to vendors reflect costs applicable to future accounting periods and are recorded as prepaids in both the government-wide and fund financial statements. Prepaids are valued at cost, which approximates market, using the first-in/first-out (FIFO) method. The costs of governmental fund-type prepaids are recorded as expenditures when consumed rather than when purchased.

##### Interfund Receivables, Payables and Activity

Interfund activity is reported as loans, services provided, reimbursements or transfers. Loans are reported as interfund receivables and payables as appropriate and are subject to elimination upon consolidation. Services provided, deemed to be at market or near market rates, are treated as revenues and expenditures/expenses. Reimbursements are when one fund incurs a cost, charges the appropriate benefiting fund and reduces its related cost as a reimbursement. All other interfund transactions are treated as transfers. Any residual balances outstanding between the governmental activities and business-type activities are reported in the government-wide financial statements as “internal balances.”

##### Capital Assets

Capital assets purchased or acquired with an original cost of \$5,000, depending on asset class, or more are reported at historical cost or estimated historical cost. Contributed assets are reported at acquisition value as of the date received. Additions, improvements and other capital outlays that significantly extend the useful life of an asset are capitalized. Other costs incurred for repairs and maintenance are expensed as incurred.

The accounting and financial reporting treatment applied to a fund is determined by its measurement focus. General capital assets are long-lived assets of the Village as a whole. When purchased, such assets are recorded as expenditures in the governmental funds and capitalized. Infrastructure such as streets, traffic signals and signs are capitalized. The valuation basis for general capital assets are historical cost, or where historical cost is not available, estimated historical cost based on replacement costs.

Capital assets in the proprietary funds are capitalized in the fund in which they are utilized. The valuation bases for proprietary fund capital assets are the same as those used for the general capital assets. Donated capital assets are capitalized at acquisition value on the date donated.



# VILLAGE OF STICKNEY, ILLINOIS

## Notes to the Financial Statements

April 30, 2020

---

---

### NOTE 1 - SUMMARY OF SIGNIFICANT ACCOUNTING POLICIES - Continued

#### ASSETS/DEFERRED OUTFLOWS, LIABILITIES/DEFERRED INFLOWS, AND NET POSITION OR EQUITY - Continued

##### Capital Assets - Continued

Depreciation on all assets is computed and recorded using the straight-line method of depreciation over the following estimated useful lives:

Land Improvements	20 Years
Buildings - Pumping Station and Tower	15 - 40 Years
Furniture and Office Equipment	5 - 10 Years
Equipment	10 Years
Vehicles, Trucks and Accessories	3 - 20 Years
Infrastructure - Waterworks System	50 Years
Infrastructure - Improvement to Systems	40 Years

##### Deferred Outflows/Inflows of Resources

Deferred outflow/inflow of resources represents an acquisition/reduction of net position that applies to a future period and therefore will not be recognized as an outflow of resources (expense)/inflow of resources (revenue) until that future time.

##### Compensated Absences

An ordinance adopted by the Village Board of Trustees provides a written policy for sick leave and vacation for salaried and hourly-paid employees of the Village. In accordance with this ordinance, vacations must be taken in the year after it is earned or forfeited except in the year where the employee terminates their employment with the Village. Any earned vacation will be paid to employees upon his separation of employment. Sick pay is allowable in accordance with the allowable days provided in the ordinance. Sick pay can be accumulate or accrued, but will not be paid out upon an employee's termination or retirement. The Village records a liability for accrued vacation which was earned in the previous year and no liability for unused sick days in these financial statements. However, police officers earn comp time, which the Village is liable to pay should the officer leave the Village. Therefore, this amount of comp time earned but not used or paid is also recorded in the Village-wide financial statements as compensated absences.

# VILLAGE OF STICKNEY, ILLINOIS

## Notes to the Financial Statements

April 30, 2020

---

---

### NOTE 1 - SUMMARY OF SIGNIFICANT ACCOUNTING POLICIES - Continued

#### ASSETS/DEFERRED OUTFLOWS, LIABILITIES/DEFERRED INFLOWS, AND NET POSITION OR EQUITY - Continued

##### Long-Term Obligations

In the government-wide financial statements, and proprietary fund types in the fund financial statements, long-term debt and other long-term obligations are reported as liabilities in the applicable governmental activities, business-type activities, or proprietary fund type Statement of Net Position. Bond premiums and discounts are deferred and amortized over the life of the bonds using the effective interest method. Bonds payable are reported net of the applicable bond premium or discount. Bond issuance costs are reported as expenses at the time of issuance.

In the fund financial statements, governmental fund types recognize bond premiums and discounts, as well as bond issuance costs, during the current period. The face amount of debt issued is reported as other financing sources. Premiums received on debt issuances are reported as other financing sources while discounts on debt issuances are reported as other financing uses. Issuance costs, whether or not withheld from the actual debt proceeds received, are reported as debt service expenditures.

##### Net Position

In the government-wide financial statements, equity is classified as net position and displayed in three components:

Net Investment in Capital Assets - Consists of capital assets, including restricted capital assets, net of accumulated depreciation, and reduced by the outstanding balances of any bonds, mortgages, notes or other borrowings that are attributable to the acquisition, construction, or improvement of those assets.

Restricted - Consists of net position with constraints placed on the use either by (1) external groups such as creditors, grantors, contributors, or laws or regulations of other governments; or (2) law through constitutional provisions or enabling legislation.

Unrestricted - All other net position balances that do not meet the definition of “restricted” or “net investment in capital assets.”

# VILLAGE OF STICKNEY, ILLINOIS

## Notes to the Financial Statements

April 30, 2020

---

---

### NOTE 2 - STEWARDSHIP, COMPLIANCE AND ACCOUNTABILITY

#### BUDGETARY INFORMATION

Annual budgets are adopted on a basis consistent with accounting principle generally accepted in the United States of America for the General Fund, Motor Fuel Tax Fund, Debt Service Fund, Capital Projects Fund, and Water Fund. All annual appropriations lapse at fiscal year-end.

The appropriated budget is prepared by fund and department. the legal level of budgetary control (i.e. the level at which expenditures may not exceed appropriations) is the fund level. The budget may be amended during the year by the Village's Board of Trustees. During the year, no supplementary appropriations were necessary.

#### EXCESS OF ACTUAL EXPENDITURES OVER BUDGET IN INDIVIDUAL FUNDS

The following funds had an excess of actual expenditures over budget for the fiscal year:

Fund	Excess
General	\$ 334,839
Capital Projects	118,338

#### DEFICIT FUND BALANCE

The following fund had deficit fund balance as of the date of this report:

Fund	Deficit
Capital Projects	\$ 323,537

### NOTE 3 - DETAIL NOTES ON ALL FUNDS

#### DEPOSITS AND INVESTMENTS

The Village maintains a cash and investment pool that is available for use by all funds except the pension trust funds. Each fund type's portion of this pool is displayed on the financial statements as "cash and investments." In addition, investments are separately held by several of the Village's funds. The deposits and investments of the pension trust funds are held separately from those of other funds.

Permitted Deposits and Investments - Illinois Statutes authorizes the Village to make deposits/invest in commercial banks, savings and loan institutions, obligations of the U.S. Treasury and U.S. Agencies, obligations of States and their political subdivisions, credit union shares, repurchase agreements, commercial paper rated within the three highest classifications by at least two standard rating services, and Illinois Funds.

# VILLAGE OF STICKNEY, ILLINOIS

## Notes to the Financial Statements

April 30, 2020

---

---

### NOTE 3 - DETAIL NOTES ON ALL FUNDS - Continued

#### DEPOSITS AND INVESTMENTS - Continued

The deposits and investments of the Pension Fund are held separately from those of other Village funds. Illinois Statutes authorizes the Pension Fund to make deposits/invest in interest bearing direct obligations of the United States of America; obligations that are fully guaranteed or insured as to the payment of principal and interest by the United States of America; bonds, notes, debentures, or similar obligations of agencies of the United States of America; savings accounts or certificates of deposit issued by banks or savings and loan associations chartered by the United States of America or by the State of Illinois, to the extent that the deposits are insured by the agencies or instrumentalities of the federal government; credit unions, to the extent that the deposits are insured by the agencies or instrumentalities of the federal government; State of Illinois bonds; pooled accounts managed by the Illinois Funds Market Fund (Formerly known as IPTIP, Illinois Public Treasurer's Investment Pool), or by banks, their subsidiaries or holding companies, in accordance with the laws of the State of Illinois; bonds or tax anticipation warrants of any county, township, or municipal corporation of the State of Illinois; direct obligations of the State of Israel; money market mutual funds managed by investment companies that are registered under the Federal Investment Company Act of 1940 and the Illinois Securities Law of 1953 and are diversified, open-ended management investment companies, provided the portfolio is limited to specified restrictions; general accounts of life insurance companies; and separate accounts of life insurance companies and mutual funds, the mutual funds must meet specific restrictions, provided the investment in separate accounts and mutual funds does not exceed ten percent of the Pension Fund's plan net position; and corporate bonds managed through an investment advisor, rated as investment grade by one of the two largest rating services at the time of purchase. Pension Funds with plan net position of \$2.5 million or more may invest up to forty-five percent of plan net position in separate accounts of life insurance companies and mutual funds. Pension Funds with plan net position of at least \$5 million that have appointed an investment advisor, may through that investment advisor invest up to forty-five percent of the plan net position in common and preferred stocks that meet specific restrictions. In addition, Pension Funds with plan net position of at least \$10 million that have appointed an investment advisor, may invest up to fifty percent of its net position in common and preferred stocks and mutual funds that meet specific restrictions effective July 1, 2011 and up to fifty-five percent effective July 1, 2012.

The Illinois Funds is an investment pool managed by the Illinois Public Treasurer's Office which allows governments within the State to pool their funds for investment purposes. The Illinois Funds is not registered with the SEC as an investment company. Investments in Illinois Funds are valued at the share price, the price for which the investment could be sold.

# VILLAGE OF STICKNEY, ILLINOIS

## Notes to the Financial Statements

April 30, 2020

---

---

### NOTE 3 - DETAIL NOTES ON ALL FUNDS - Continued

#### DEPOSITS AND INVESTMENTS - Continued

##### **Village - Interest Rate Risk, Credit Risk, Custodial Credit Risk, and Concentration Risk**

*Deposits.* At year-end, the carrying amount of the Village's deposits for governmental and business-type activities totaled \$3,587,664 and the bank balances totaled \$3,518,202. The Village also had \$2,384,620 invested in the Illinois Funds, which is measured at net asset value per share as determined by the pool.

*Interest Rate Risk.* Interest rate risk is the risk that changes in interest rates will adversely affect the fair value of an investment. The Village does not have an investment policy that addresses interest rate risk. The Village's investments in the Illinois Funds have an average maturity of less than one year.

*Concentration Risk.* This is the risk of loss attributed to the magnitude of the Village's investment in a single issuer. The Village places no limit on the amount the Village may invest in any one issuer. At year-end, the Village has no investments over 5 percent of the total cash and investment portfolio (other than investments issued or explicitly guaranteed by the U.S. government and investments in mutual funds, external investment pools, and other pooled investments).

*Credit Risk.* Credit risk is the risk that an issuer or other counterparty to an investment will not fulfill its obligations. State law limits investments in commercial paper, corporate bonds and mutual bond funds to the top two ratings issued by nationally recognized statistical rating organizations. The Village does not have an investment policy that addresses credit risk. At year-end, the Village's investment in the Illinois Funds was rated AAAM by Standard & Poor's.

*Custodial Credit Risk.* In the case of deposits, this is the risk that in the event of a bank failure, the Village's deposits may not be returned to it. The Village does not have an investment policy that addresses custodial credit risk for deposits. At year-end, the entire amount of the bank balance of deposits was covered by collateral, federal depository or equivalent insurance.

For an investment, this is the risk that in the event of the failure of the counterparty, the Village will not be able to recover the value of its investments or collateral securities that are in the possession of an outside party. The Village does not have an investment policy that addresses custodial credit risk for investments. The Village's investments in the Illinois Funds are not subject to custodial credit risk.

VILLAGE OF STICKNEY, ILLINOIS

Notes to the Financial Statements

April 30, 2020

NOTE 3 - DETAIL NOTES ON ALL FUNDS - Continued

DEPOSITS AND INVESTMENTS - Continued

Police Pension Fund - Interest Rate Risk, Credit Risk, Custodial Credit Risk, and Concentration Risk

*Deposits.* At year-end, the carrying amount of the Fund's deposits totaled \$456,040 and the bank balances totaled \$455,268.

*Investments.* The Fund has the following investment fair values and maturities:

Investment Type	Fair Value	Investment Maturities (in Years)			
		Less Than 1	1-5	6-10	More Than 10
U.S. Treasury Obligations	\$ 72,775	—	—	72,775	—
State and Local Obligations	225,290	—	225,290	—	—
Corporate Bonds	2,515,851	—	2,408,091	107,760	—
Totals	2,813,916	—	2,633,381	180,535	—

The Fund has the following recurring fair value measurements as of April 30, 2020:

Investments by Fair Value Level	Total	Fair Value Measurements Using		
		Quoted Prices in Active Markets for Identical Assets (Level 1)	Significant Other Observable Inputs (Level 2)	Significant Unobservable Inputs (Level 3)
Debt Securities				
U.S. Treasury Obligations	\$ 72,775	72,775	—	—
State and Local Obligations	225,290	—	225,290	—
Corporate Bonds	2,515,851	—	2,515,851	—
Equity Securities				
Common Stock	342,517	342,517	—	—
Mutual Funds	1,899,072	1,899,072	—	—
Total Investments Measured at Fair Value	5,055,505	2,314,364	2,741,141	—

# VILLAGE OF STICKNEY, ILLINOIS

## Notes to the Financial Statements

April 30, 2020

---

---

### NOTE 3 - DETAIL NOTES ON ALL FUNDS - Continued

#### DEPOSITS AND INVESTMENTS - Continued

##### **Police Pension Fund - Interest Rate Risk, Credit Risk, Custodial Credit Risk, and Concentration Risk - Continued**

*Investments - Continued.* Debt Securities classified in Level 2 of the fair value hierarchy are valued using a matrix pricing technique. Matrix pricing is used to value securities based on the securities' relationship to benchmark quoted prices.

*Interest Rate Risk.* In accordance with the Fund's investment policy, the Fund limits its exposure to interest rate risk by structuring the portfolio to provide liquidity while at the same time matching investment maturities to projected fund liabilities.

*Concentration of Credit Risk.* The Fund's investment policy requires it to diversify its investment portfolio. Assets invested shall be diversified to reduce the risk of loss resulting from over-concentration of assets in a specific maturity, a specific issuer or specific class of securities. At year-end, the Fund has \$342,517 invested in common stock. At year-end, the Fund has over 5 percent of net plan assets available for retirement benefits (other than investments issued or explicitly guaranteed by the U.S. government and investments in mutual funds, external investment pools, and other pooled investments) invested in the following corporate bonds; Goldman Sachs \$451,741, and General Electric \$330,294.

*Credit Risk.* The Fund helps limit its exposure to credit risk by primarily investing in securities issued by the United States Government and/or its agencies that are implicitly guaranteed by the United States Government. The Fund's investment policy establishes criteria for allowable investments; those criteria follow the requirements of the Illinois Pension Code. The investments in state and local obligations were rated A2 and the corporate bonds were rated from Baa2 to A1 by Moody's Investors Services. The Fund's investment policy also prescribes to the "prudent person" rule, which states, "Investments shall be made with judgment and care, under circumstances then prevailing, which persons of prudence, discretion, and intelligence exercise in the management of their own affairs, not for speculation, but for investment, considering the primary objective of safety as well as the secondary objective of the attainment of market rates of return."

*Custodial Credit Risk – Deposits.* The Fund's investment policy requires pledging of collateral with a fair value of 115% of all bank balances in excess of federal depository insurance. At year-end the entire amount of the bank balance of the deposits was covered by federal depository or equivalent insurance.

*Custodial Credit Risk – Investments.* Money market mutual funds and equity mutual funds are not subject to custodial credit risk. At April 30, 2020, the U.S. treasury obligations and the state and local obligations are held by the counterparty in the trust department. The Fund limits its exposure to custodial credit risk by utilizing an independent third-party institution, selected by the Fund, to act as custodian for its securities and collateral.

VILLAGE OF STICKNEY, ILLINOIS

Notes to the Financial Statements

April 30, 2020

---

---

NOTE 3 - DETAIL NOTES ON ALL FUNDS - Continued

DEPOSITS AND INVESTMENTS - Continued

**Police Pension Fund - Interest Rate Risk, Credit Risk, Custodial Credit Risk, and Concentration Risk - Continued**

*Concentration Risk - Continued.* The Fund's investment policy in accordance with Illinois Compiled Statutes (ILCS) establishes the following target allocation across asset classes:

Asset Class	Target	Long-Term Expected Real Rate of Return
Fixed Income	53.0%	3.6%
Domestic Equities	20.0%	8.9% - 9.4%
Real Estate	10.0%	4.5%
Blended	10.0%	3.5%
International Equities	5.0%	8.0%
Cash and Cash Equivalents	2.0%	2.7%

Illinois Compiled Statutes (ILCS) limit the Fund's investments in equities to 45% of the Fund's net position. Securities in any one company should not exceed 5% of the total fund.

The long-term expected rate of return on the Fund's investments was determined using an asset allocation study conducted by the Fund's investment management consultant in May 2020 in which best-estimate ranges of expected future real rates of return (net of pension plan investment expense and inflation) were developed for each major asset class. These ranges were combined to produce the long-term expected rate of return by weighting the expected future real rates of return by the target asset allocation percentage and by adding the expected inflation. Best estimates or arithmetic real rates of return for each major asset class included in the Fund's target asset allocation as of April 30, 2020 are listed in the table above.



# VILLAGE OF STICKNEY, ILLINOIS

## Notes to the Financial Statements

April 30, 2020

---

---

### NOTE 3 - DETAIL NOTES ON ALL FUNDS - Continued

#### DEPOSITS AND INVESTMENTS - Continued

#### Police Pension Fund - Interest Rate Risk, Credit Risk, Custodial Credit Risk, and Concentration Risk - Continued

*Concentration Risk - Continued.* The Fund has diversified its equity mutual fund holdings as follows:

Equity Mutual Funds	Fair Value
Energy Select Sector	\$ 76,532
Invesco QQQ Trust	172,720
Ishares Core S&P 500	259,132
Ishares MSCI Emerging	158,248
Ishares US Aerospace	98,908
T Rowe Price Cap Appr Fd	346,326
Select Sector SPDR Industrial	120,650
Select Sector SPDR Materials	128,851
SPDR Gold Trust	94,010
SPDR S&P Dividend ETF	129,433
Vaneck Vectors JR Gold	87,258
William Blair Small Mid	227,004
	<u>1,899,072</u>

#### Rate of Return

For the year ended April 30, 2020, the annual money-weighted rate of return on pension plan investments, net of pension plan investment expense, was (0.94%). The money-weighted rate of return expresses investment performance, net of investment expense, adjusted for the changing amounts actually invested.

**VILLAGE OF STICKNEY, ILLINOIS**

**Notes to the Financial Statements**

**April 30, 2020**

**NOTE 3 - DETAIL NOTES ON ALL FUNDS - Continued**

**PROPERTY TAXES**

Property taxes for 2019 attach as an enforceable lien on January 1, on property values assessed as of the same date. Taxes are levied by December of the subsequent fiscal year (by passage of a Tax Levy Resolution). Tax bills are prepared by the County and are payable in two installments, on or about March 1 and August 1 during the following year. The County collects such taxes and remits them periodically.

**INTERFUND BALANCES**

All of the below balances represent short-term loans to cover deficit cash balances at April 30, 2020. All the balances are expected to be repaid within one year. The composition of interfund balances as of the date of this report, is as follows:

Receivable Fund	Payable Fund	Amount
General	Motor Fuel Tax	\$ 261,348
General	Nonmajor	266,595
Debt Service	General	405,367
Water	General	613,924
Water	Nonmajor	<u>91,042</u>
		<u><u>1,638,276</u></u>

**INTERFUND TRANSFERS**

Interfund transfers for the year consisted of the following:

Transfer In	Transfer Out	Amount
Water	Nonmajor Governmental	<u><u>\$ 9,170</u></u>

The Village transferred the remaining fund balance in the Emergency Telephone System Fund (nonmajor governmental) to the Water Fund as of April 30, 2020.

VILLAGE OF STICKNEY, ILLINOIS

Notes to the Financial Statements

April 30, 2020

NOTE 3 - DETAIL NOTES ON ALL FUNDS - Continued

CAPITAL ASSETS

Governmental Activities

Governmental capital asset activity for the year was as follows:

	Beginning Balances	Increases	Decreases	Ending Balances
Nondepreciable Capital Assets				
Land	\$ 1,349,598	—	—	1,349,598
Construction in Progress	39,273	18,326	39,273	18,326
	<u>1,388,871</u>	<u>18,326</u>	<u>39,273</u>	<u>1,367,924</u>
Depreciable Capital Assets				
Land Improvements	1,057,602	—	—	1,057,602
Buildings	9,792,892	33,046	—	9,825,938
Furniture and Equipment	121,419	—	—	121,419
Equipment	1,526,049	96,555	—	1,622,604
Vehicles	2,989,169	75,049	—	3,064,218
Infrastructure	7,902,856	148,784	—	8,051,640
	<u>23,389,987</u>	<u>353,434</u>	<u>—</u>	<u>23,743,421</u>
Less Accumulated Depreciation				
Land Improvements	749,891	45,077	—	794,968
Buildings	4,317,914	236,921	—	4,554,835
Furniture and Equipment	102,513	5,739	—	108,252
Equipment	1,158,700	75,331	—	1,234,031
Vehicles	2,292,653	116,349	—	2,409,002
Infrastructure	1,878,517	199,431	—	2,077,948
	<u>10,500,188</u>	<u>678,848</u>	<u>—</u>	<u>11,179,036</u>
Total Net Depreciable Capital Assets	<u>12,889,799</u>	<u>(325,414)</u>	<u>—</u>	<u>12,564,385</u>
Total Net Capital Assets	<u>14,278,670</u>	<u>(307,088)</u>	<u>39,273</u>	<u>13,932,309</u>

Depreciation expense was charged to governmental activities as follows:

General Government	\$ 77,817
Public Safety	311,080
Public Works	233,090
Parks and Recreation	<u>56,861</u>
	<u>678,848</u>

VILLAGE OF STICKNEY, ILLINOIS

Notes to the Financial Statements

April 30, 2020

NOTE 3 - DETAIL NOTES ON ALL FUNDS - Continued

CAPITAL ASSETS - Continued

Business-Type Activities

Business-type capital asset activity for the year was as follows:

	Beginning Balances	Increases	Decreases	Ending Balances
Nondepreciable Capital Assets				
Land	\$ 25,575	—	—	25,575
Depreciable Capital Assets				
Pumping Station and Tower	1,047,314	—	—	1,047,314
Waterworks System	949,000	—	—	949,000
Office Equipment	59,216	—	—	59,216
Truck and Accessories	143,309	60,630	49,730	154,209
Improvements to System	1,920,033	—	—	1,920,033
Buildings	789,049	110,223	—	899,272
	<u>4,907,921</u>	<u>170,853</u>	<u>49,730</u>	<u>5,029,044</u>
Less Accumulated Depreciation				
Pumping Station and Tower	333,775	20,255	—	354,030
Waterworks System	791,113	10,325	—	801,438
Office Equipment	59,216	—	—	59,216
Truck and Accessories	142,338	3,517	49,730	96,125
Improvements to System	1,418,092	38,401	—	1,456,493
Buildings	788,710	3,094	—	791,804
	<u>3,533,244</u>	<u>75,592</u>	<u>49,730</u>	<u>3,559,106</u>
Total Net Depreciable Capital Assets	<u>1,374,677</u>	<u>95,261</u>	<u>—</u>	<u>1,469,938</u>
Total Net Capital Assets	<u>1,400,252</u>	<u>95,261</u>	<u>—</u>	<u>1,495,513</u>

Depreciation expense was charged to business-type activities as follows:

Water	<u>\$ 75,592</u>
-------	------------------

**VILLAGE OF STICKNEY, ILLINOIS**

**Notes to the Financial Statements**

**April 30, 2020**

---

---

**NOTE 3 - DETAIL NOTES ON ALL FUNDS - Continued**

**LONG-TERM DEBT**

**General Obligation Bonds**

The Village issues general obligation bonds to provide funds for the acquisition and construction of major capital facilities. General obligation bonds have been issued for governmental activities. General obligation bonds are direct obligations and pledge the full faith and credit of the Village. General obligation bonds currently outstanding are as follows:

Issue	Beginning Balances	Issuances	Retirements	Ending Balances
\$1,500,000 General Obligation Bonds of 2014 - Due in annual installments of \$150,000 to \$715,000 plus interest at 3.00% through December 1, 2019.	\$ 715,000	—	715,000	—
\$5,965,000 General Obligation Bonds of 2018 - Due in annual installments of \$555,000 to \$790,000 plus interest at 4.00% to 5.00% through December 1, 2028.	5,965,000	—	—	5,965,000
	<u>6,680,000</u>	<u>—</u>	<u>715,000</u>	<u>5,965,000</u>

**Legal Debt Margin**

Article VII, Section 6(k) of the 1970 Illinois Constitution governs the computation of legal debt margin. “The General Assembly may limit by law the amount and require referendum approval of debt to the incurred by home rule municipalities, payable from ad valorem property tax receipts, only in excess of the following percentages of the assessed value of its taxable property... (2) if its population is more than 25,000 and less than 500,000 an aggregate of one percent: indebtedness which is outstanding on the effective date (July 1, 1971) of this constitution or which is thereafter approved by referendum... shall not be included in the foregoing percentage amounts.” To date the Illinois General Assembly has set no limits for home rule municipalities. The Village is a home rule municipality.

**VILLAGE OF STICKNEY, ILLINOIS**

**Notes to the Financial Statements**

**April 30, 2020**

**NOTE 3 - DETAIL NOTES ON ALL FUNDS - Continued**

**LONG-TERM DEBT - Continued**

**Long-Term Liabilities Activity**

Changes in long-term liabilities during the fiscal year were as follows:

Type of Debt	Beginning Balances	Additions	Deductions	Ending Balances	Amounts Due within One Year
<b>Governmental Activities</b>					
Compensated Absences	\$ 315,981	35,326	17,663	333,644	66,729
Net Pension Liability - IMRF	1,678,647	—	748,855	929,792	—
Net Pension Liability - Police Pension	15,345,097	—	388,893	14,956,204	—
Total OPEB Liability - RBP	3,233,826	661,101	—	3,894,927	—
General Obligation Bonds	6,680,000	—	715,000	5,965,000	555,000
Plus: Unamortized Premium	655,350	—	90,142	565,208	107,370
	<u>27,908,901</u>	<u>696,427</u>	<u>1,960,553</u>	<u>26,644,775</u>	<u>729,099</u>
<b>Business-Type Activities</b>					
Compensated Absences	17,663	25,014	12,507	30,170	6,034
Net Pension Liability - IMRF	297,600	36,128	—	333,728	—
Total OPEB Liability - RBP	321,030	120,765	—	441,795	—
	<u>636,293</u>	<u>181,907</u>	<u>12,507</u>	<u>805,693</u>	<u>6,034</u>

For the governmental activities, payments on the compensated absences, the net pension liabilities and the total OPEB liability are made by the General Fund. Payments on general obligation bonds are being liquidated by the Debt Service Fund.

Additionally, for the business-type activities, the compensated absences, the net pension liability, and the total OPEB liability are being liquidated by the Water Fund.

**VILLAGE OF STICKNEY, ILLINOIS**

**Notes to the Financial Statements**

**April 30, 2020**

---

---

**NOTE 3 - DETAIL NOTES ON ALL FUNDS - Continued**

**LONG-TERM DEBT - Continued**

**Debt Service Requirements to Maturity**

The annual debt service requirements to maturity, including principal and interest, are as follows:

Fiscal Year	Governmental Activities	
	General Obligation	
	Bonds	
	Principal	Interest
2021	\$ 555,000	274,600
2022	580,000	252,400
2023	605,000	229,200
2024	625,000	205,000
2025	650,000	180,000
2026	685,000	147,500
2027	720,000	113,250
2028	755,000	77,250
2029	790,000	39,500
Totals	<u>5,965,000</u>	<u>1,518,700</u>

**NET POSITION/FUND BALANCE CLASSIFICATIONS**

**Net Investment in Capital Assets**

Net investment in capital assets was comprised of the following as of April 30, 2020:

Governmental Activities	
Capital Assets - Net of Accumulated Depreciation	\$ 13,932,309
Less Capital Related Debt:	
General Obligation Bonds	(5,965,000)
Unamortized Premium	<u>(565,208)</u>
Net Investment in Capital Assets	<u>7,402,101</u>
Business-Type Activities	
Capital Assets - Net of Accumulated Depreciation	<u>1,495,513</u>

# VILLAGE OF STICKNEY, ILLINOIS

## Notes to the Financial Statements

April 30, 2020

---

---

### NOTE 3 - DETAIL NOTES ON ALL FUNDS - Continued

#### NET POSITION/FUND BALANCE CLASSIFICATIONS - Continued

##### Fund Balance Classifications

In the governmental funds financial statements, the Village considers restricted amounts to have been spent when an expenditure is incurred for purposes for which both restricted and unrestricted fund balance is available. The Village first utilizes committed, then assigned and then unassigned fund balance when an expenditure is incurred for purposes for which all three unrestricted fund balances are available.

*Nonspendable Fund Balance.* Consists of resources that cannot be spent because they are either: a) not in a spendable form; or b) legally or contractually required to be maintained intact.

*Restricted Fund Balance.* Consists of resources that are restricted to specific purposes, that is, when constraints placed on the use of resources are either: a) externally imposed by creditors (such as through debt covenants), grantors, contributors, or laws or regulations of other governments; or b) imposed by law through constitutional provisions or enabling legislation.

*Committed Fund Balance.* Consists of resources constrained (issuance of an ordinance) to specific purposes by the government itself, using its highest level of decision-making authority, the Board of Trustees; to be reported as committed, amounts cannot be used for any other purpose unless the government takes the same highest-level action to remove or change the constraint.

*Assigned Fund Balance.* Consists of amounts that are constrained by the Board of Trustees intent to be used for specific purposes but are neither restricted nor committed. Intent is expressed by the Board of Trustees itself or by a body or official to which the Board of Trustees has delegated the authority to assign amounts to be used for specific purposes. The Village's highest level of decision-making authority is the Board of Trustees, who is authorized to assign amounts to a specific purpose.

*Unassigned Fund Balance.* Consists of residual net resources of a fund that has not been restricted, committed, or assigned within the General Fund and deficit fund balances of other governmental funds.



**VILLAGE OF STICKNEY, ILLINOIS**

**Notes to the Financial Statements**

**April 30, 2020**

**NOTE 3 - DETAIL NOTES ON ALL FUNDS - Continued**

**FUND BALANCE CLASSIFICATIONS - Continued**

The following is a schedule of fund balance classifications for the governmental funds as of the date of this report:

	General	Special Revenue Motor Fuel Tax	Debt Service	Nonmajor	Totals
Fund Balances					
Nonspendable					
Prepays	\$ 187,642	20,126	—	—	207,768
Restricted					
Debt Service	—	—	477,209	—	477,209
Streets	—	736,195	—	—	736,195
Police Activities	—	—	—	13,952	13,952
	—	736,195	477,209	13,952	1,227,356
Unassigned	648,516	—	—	(323,537)	324,979
Total Fund Balances	836,158	756,321	477,209	(309,585)	1,760,103

**NOTE 4 - OTHER INFORMATION**

**CONTINGENT LIABILITIES**

**Litigation**

The Village is a defendant in various lawsuits. Currently, there is an open case against the Village originating from a complaint regarding prior payroll expenditures, with a probable settlement amount of approximately \$342,000. The Village has reported this estimated liability in the General Fund.

**Grants**

Amounts received or receivable from grantor agencies are subject to audit and adjustment by grantor agencies, principally the federal government. Any disallowed claims, including amounts already collected, may constitute a liability of the applicable funds. The amount, if any, of expenditures which may be disallowed by the grantor cannot be determined at this time although the Village expects such amounts, if any, to be immaterial.

# VILLAGE OF STICKNEY, ILLINOIS

## Notes to the Financial Statements

April 30, 2020

---

---

### NOTE 4 - OTHER INFORMATION - Continued

#### CONTINGENT LIABILITIES - Continued

##### Financial Impact due to COVID-19

In March 2020, the World Health Organization declared the COVID-19 virus a public health emergency. As of the date of this report, the extent of the impact of COVID-19 on the Village's operations and financial position cannot be determined.

#### RISK MANAGEMENT

##### Intergovernmental Risk Management Agency (IRMA)

The Village participates in the Intergovernmental Risk Management Agency (IRMA). IRMA is an organization of municipalities and special districts in Northeastern Illinois which have formed an association under the Illinois Intergovernmental Cooperations Statute to pool its risk management needs.

The agency administers a mix of self-insurance and commercial insurance coverages; property/casualty and workers' compensation claim administration/litigation management services; unemployment claim administration; extensive risk management/loss control consulting and training programs; and a risk information system and financial reporting service for its members.

The Village's payments to IRMA are displayed on the financial statements as expenditures/expenses in appropriate funds. Each member assumes the first \$2,500 of each occurrence, and IRMA has a mix of self-insurance and commercial insurance at various amounts about that level. Each member appoints one delegate, along with an alternate delegate, to represent the member on the Board of Directors. The Village does not exercise any control over the activities of the Agency beyond its representation on the Board of Directors. Initial contributions are determined each year based on the individual member's eligible revenue as defined in the by-laws of IRMA and experience modification factors based on past member loss experience. Members have a contractual obligation to fund any deficit of IRMA attributable to a membership year during which they were a member. Supplemental contributions may be required to fund these deficits.

#### SUBSEQUENT EVENT

On September 11, 2020, the Village entered into an installment agreement for the purchase of equipment in the amount of \$230,000. The agreement is to be repaid in annual payments of \$59,745, including interest through September 11, 2024.

VILLAGE OF STICKNEY, ILLINOIS

Notes to the Financial Statements

April 30, 2020

---

---

NOTE 4 - OTHER INFORMATION - Continued

EMPLOYEE RETIREMENT SYSTEM - DEFINED BENEFIT PENSION PLANS

The Village contributes to two defined benefit pension plans, the Illinois Municipal Retirement Fund (IMRF), a defined benefit agent multiple-employer public employee retirement system and the Police Pension Plan which is a single-employer pension plan. IMRF does issue a publicly available financial report that includes financial statements and required supplementary information for the plan as a whole, but not by individual employer. That report may be obtained on-line at [www.imrf.org](http://www.imrf.org). The Police Pension Plan also issues a separate report that may be obtained by writing the Village at 6533 Pershing Road, Stickney, IL 60402. The benefits, benefit levels, employee contributions and employer contributions are governed by Illinois Compiled Statutes (ILCS) and can only be amended by the Illinois General Assembly.

The aggregate amounts recognized for the pension plans are:

	Expense	Net Pension Liabilities	Deferred Outflows	Deferred Inflows
IMRF	\$ 232,684	1,263,520	629,772	583,052
Police Pension	1,624,939	14,956,204	1,282,014	2,181,075
	<u>1,857,623</u>	<u>16,219,724</u>	<u>1,911,786</u>	<u>2,764,127</u>

Illinois Municipal Retirement Fund (IMRF)

Plan Descriptions

*Plan Administration.* All employees (other than those covered by the Police Pension Plan) hired in positions that meet or exceed the prescribed annual hourly standard must be enrolled in IMRF as participating members. The plan is accounted for on the economic resources measurement focus and the accrual basis of accounting. Employer and employee contributions are recognized when earned in the year that the contributions are required, benefits and refunds are recognized as an expense and liability when due and payable.

*Benefits Provided.* IMRF has three benefit plans. The vast majority of IMRF members participate in the Regular Plan (RP). The Sheriff's Law Enforcement Personnel (SLEP) plan is for sheriffs, deputy sheriffs, and selected police chiefs. Counties could adopt the Elected County Official (ECO) plan for officials elected prior to August 8, 2011 (the ECO plan was closed to new participants after that date).

VILLAGE OF STICKNEY, ILLINOIS

Notes to the Financial Statements

April 30, 2020

---

---

NOTE 4 - OTHER INFORMATION - Continued

EMPLOYEE RETIREMENT SYSTEM - DEFINED BENEFIT PENSION PLANS - Continued

Illinois Municipal Retirement Fund (IMRF) - Continued

Plan Descriptions - Continued

*Benefits Provided - Continued.* IMRF provides two tiers of pension benefits. Employees hired *before* January 1, 2011, are eligible for Tier 1 benefits. Tier 1 employees are vested for pension benefits when they have at least eight years of qualifying service credit. Tier 1 employees who retire at age 55 (at reduced benefits) or after age 60 (at full benefits) with eight years of service are entitled to an annual retirement benefit, payable monthly for life, in an amount equal to 1-2/3% of the final rate of earnings for the first 15 years of service credit, plus 2% for each year of service credit after 15 years to a maximum of 75% of their final rate of earnings. Final rate of earnings is the highest total earnings during any consecutive 48 months within the last 10 years of service, divided by 48. Under Tier 1, the pension is increased by 3% of the original amount on January 1 every year after retirement.

Employees hired *on or after* January 1, 2011, are eligible for Tier 2 benefits. For Tier 2 employees, pension benefits vest after ten years of service. Participating employees who retire at age 62 (at reduced benefits) or after age 67 (at full benefits) with ten years of service are entitled to an annual retirement benefit, payable monthly for life, in an amount equal to 1-2/3% of the final rate of earnings for the first 15 years of service credit, plus 2% for each year of service credit after 15 years to a maximum of 75% of their final rate of earnings. Final rate of earnings is the highest total earnings during any 96 consecutive months within the last 10 years of service, divided by 96. Under Tier 2, the pension is increased on January 1 every year after retirement, upon reaching age 67, by the lesser of:

- 3% of the original pension amount, or
- 1/2 of the increase in the Consumer Price Index of the original pension amount.

*Plan Membership.* As of December 31, 2019, the measurement date, the following employees were covered by the benefit terms:

Inactive Plan Members Currently Receiving Benefits	23
Inactive Plan Members Entitled to but not yet Receiving Benefits	23
Active Plan Members	<u>33</u>
Total	<u><u>79</u></u>

*Contributions.* As set by statute, the Village's Regular Plan Members are required to contribute 4.5% of their annual covered salary. The statute requires employers to contribute the amount necessary, in addition to member contributions, to finance the retirement coverage of its own employees. For the year-ended April 30, 2020, the Village's contribution was 10.81% of covered payroll.

# VILLAGE OF STICKNEY, ILLINOIS

## Notes to the Financial Statements

April 30, 2020

---

---

### NOTE 4 - OTHER INFORMATION - Continued

#### EMPLOYEE RETIREMENT SYSTEM - DEFINED BENEFIT PENSION PLANS - Continued

##### Illinois Municipal Retirement Fund (IMRF) - Continued

##### Plan Descriptions - Continued

*Net Pension Liability.* The Village's net pension liability was measured as of December 31, 2019. The total pension liability used to calculate the net pension liability was determined by an actuarial valuation as of that date.

*Actuarial Assumptions.* The total pension liabilities were determined by an actuarial valuation performed, as of December 31, 2019, using the following actuarial methods and assumptions:

Actuarial Cost Method	Entry Age Normal
Asset Valuation Method	Market
Actuarial Assumptions	
Interest Rate	7.25%
Salary Increases	3.35% to 14.25%
Cost of Living Adjustments	2.50%
Inflation	2.50%

For nondisabled retirees, an IMRF specific mortality table was used with fully generational projection scale MP-2017 (base year 2015). IMRF specific rates were developed from the RP-2014 Blue Collar Health Annuitant Mortality Table with adjustments to match current IMRF experience. For disabled retirees, an IMRF specific mortality table was used with fully generational projection scale MP-2017 (base year 2015). IMRF specific rates were developed from the RP-2014 Disabled Retirees Mortality Table applying the same adjustments that were applied for nondisabled lives. For active members, an IMRF specific mortality table was used with fully generational projection scale MP-2017 (base year 2015). IMRF specific rates were developed from the RP-2014 Employee Mortality Table with adjustments to match current IMRF experience.

# VILLAGE OF STICKNEY, ILLINOIS

## Notes to the Financial Statements

April 30, 2020

---

---

### NOTE 4 - OTHER INFORMATION - Continued

#### EMPLOYEE RETIREMENT SYSTEM - DEFINED BENEFIT PENSION PLANS - Continued

##### Illinois Municipal Retirement Fund (IMRF) - Continued

##### Plan Descriptions - Continued

*Actuarial Assumptions - Continued.* The long-term expected rate of return on pension plan investments was determined using a building-block method in which best-estimate ranges of expected future real rates of return (expected returns, net of pension plan investment expense, and inflation) are developed for each major asset class. These ranges are combined to produce the long-term expected rate of return by weighting the expected future real rates of return to the target asset allocation percentage and adding expected inflation. The target allocation and best estimates of geometric real rates of return for each major asset class are summarized in the following table:

Asset Class	Target	Long-Term Expected Real Rate of Return
Fixed Income	28.00%	3.25%
Domestic Equities	37.00%	5.75%
International Equities	18.00%	6.50%
Real Estate	9.00%	5.20%
Blended	7.00%	3.60% - 7.60%
Cash and Cash Equivalents	1.00%	1.85%

##### Discount Rate

The discount rate used to measure the total pension liability was 7.25%, the same as the prior valuation. The projection of cash flows used to determine the discount rate assumed that member contributions will be made at the current contribution rate and that Village contributions will be made at rates equal to the difference between the actuarially determined contribution rates and the member rate. Based on those assumptions, the Fund's fiduciary net position was projected to be available to make all project future benefit payments of current plan members. Therefore, the long-term expected rate of return on pension plan investments was applied to all period of projected benefit payments to determine the total pension liability.

**VILLAGE OF STICKNEY, ILLINOIS**

**Notes to the Financial Statements**

**April 30, 2020**

**NOTE 4 - OTHER INFORMATION - Continued**

**EMPLOYEE RETIREMENT SYSTEM - DEFINED BENEFIT PENSION PLANS - Continued**

**Illinois Municipal Retirement Fund (IMRF) - Continued**

**Discount Rate Sensitivity**

The following is a sensitivity analysis of the net pension liability to changes in the discount rate. The table below presents the net pension liability of the Village calculated using the discount rate as well as what the Village's net pension liability would be if it were calculated using a discount rate that is one percentage point lower or one percentage point higher than the current rate:

	1% Decrease (6.25%)	Current Discount Rate (7.25%)	1% Increase (8.25%)
Net Pension Liability	\$ 2,567,734	1,263,520	244,283

**Changes in the Net Pension Liability**

	Total Pension Liability (A)	Plan Fiduciary Net Position (B)	Net Pension Liability (A) - (B)
Balances at April 30, 2019	\$ 8,087,958	6,111,711	1,976,247
Changes for the Year:			
Service Cost	209,242	—	209,242
Interest	582,748	—	582,748
Differences Between Expected and Actual Experience	(67,987)	—	(67,987)
Change of Assumptions	—	—	—
Contributions - Employer	—	188,824	(188,824)
Contributions - Members	—	118,016	(118,016)
Net Investment Income	—	1,080,343	(1,080,343)
Benefit Payments, Including Refunds of Member Contributions	(309,355)	(309,355)	—
Other (Net Transfer)	—	49,547	(49,547)
Net Changes	414,648	1,127,375	(712,727)
Balances at April 30, 2020	8,502,606	7,239,086	1,263,520

**VILLAGE OF STICKNEY, ILLINOIS**

**Notes to the Financial Statements**

**April 30, 2020**

**NOTE 4 - OTHER INFORMATION - Continued**

**EMPLOYEE RETIREMENT SYSTEM - DEFINED BENEFIT PENSION PLANS - Continued**

**Illinois Municipal Retirement Fund (IMRF) - Continued**

**Pension Expense, Deferred Outflows of Resources, and Deferred Inflows of Resources Related to Pensions**

For the year ended April 30, 2020, the Village recognized pension expense of \$232,684. At April 30, 2020, the Village reported deferred outflows or resources and deferred inflows of resources related to pensions from the following sources:

	Deferred Outflows of Resources	Deferred Inflows of Resources	Totals
Difference Between Expected and Actual Experience	\$ 376,820	(178,669)	198,151
Change in Assumptions	191,354	(166,338)	25,016
Net Difference Between Projected and Actual Earnings on Pension Plan Investments	—	(238,045)	(238,045)
Total Pension Expense to be Recognized in Future Periods	568,174	(583,052)	(14,878)
Pension Contributions Made Subsequent to the Measurement Date	61,598	—	61,598
Total Deferred Amounts Related to IMRF	<u>629,772</u>	<u>(583,052)</u>	<u>46,720</u>

\$61,598 reported as deferred outflows of resources related to pensions resulting from employer contributions subsequent to the measurement date and will be recognized as a reduction of the net pension liability in the reporting year ended April 30, 2021. Amounts reported as deferred outflows of resources and deferred inflows of resources related to pensions will be recognized in pension expense in future periods as follows:

Fiscal Year	Net Deferred Outflows/(Inflows) of Resources
2021	\$ (6,083)
2022	(7,553)
2023	88,436
2024	(80,024)
2025	(9,311)
Thereafter	<u>(343)</u>
Totals	<u><u>(14,878)</u></u>



VILLAGE OF STICKNEY, ILLINOIS

Notes to the Financial Statements

April 30, 2020

---

---

NOTE 4 - OTHER INFORMATION - Continued

EMPLOYEE RETIREMENT SYSTEM - DEFINED BENEFIT PENSION PLANS - Continued

Police Pension Plan

Plan Descriptions

*Plan Administration.* The Police Pension Plan is a single-employer defined benefit pension plan that covers all sworn police personnel. The defined benefits and employee and minimum employer contribution levels are governed by Illinois Compiled Statutes (40 ILCS 5/3-1) and may be amended only by the Illinois legislature. The Village accounts for the Fund as a pension trust fund. The Fund is governed by a five-member pension board. Two members of the Board are appointed by the Village President, one member is elected by pension beneficiaries and two members are elected by active police employees.

*Plan Membership.* At April 30, 2020, the measurement date, membership consisted of the following:

Inactive Plan Members Currently Receiving Benefits	17
Inactive Plan Members Entitled to but not yet Receiving Benefits	—
Active Plan Members	<u>18</u>
Total	<u><u>35</u></u>

*Benefits Provided.* The following is a summary of the Police Pension Plan as provided for in Illinois State Statutes.

The Police Pension Plan provides retirement benefits through two tiers of benefits as well as death and disability benefits. Covered employees hired before January 1, 2011 (Tier 1), attaining the age of 50 or older with 20 or more years of creditable service are entitled to receive an annual retirement benefit of ½ of the salary attached to the rank held on the last day of service, or for one year prior to the last day, whichever is greater. The annual benefit shall be increased by 2.5 percent of such salary for each additional year of service over 20 years up to 30 years, to a maximum of 75 percent of such salary. Employees with at least eight years but less than 20 years of credited service may retire at or after age 60 and receive a reduced benefit. The monthly benefit of a police officer who retired with 20 or more years of service after January 1, 1977 shall be increased annually, following the first anniversary date of retirement and be paid upon reaching the age of at least 55 years, by 3 percent of the original pension and 3 percent compounded annually thereafter.

# VILLAGE OF STICKNEY, ILLINOIS

## Notes to the Financial Statements

April 30, 2020

---

---

### NOTE 4 - OTHER INFORMATION - Continued

#### EMPLOYEE RETIREMENT SYSTEM - DEFINED BENEFIT PENSION PLANS - Continued

##### Police Pension Plan - Continued

##### Plan Descriptions - Continued

*Benefits Provided - Continued.* Covered employees hired on or after January 1, 2011 (Tier 2), attaining the age of 55 or older with 10 or more years of creditable service are entitled to receive an annual retirement benefit equal to the average monthly salary obtained by dividing the total salary of the police officer during the 96 consecutive months of service within the last 120 months of service in which the total salary was the highest by the number of months of service in that period. Police officer salary for the pension purposes is capped at \$106,800, plus the lesser of ½ of the annual change in the Consumer Price Index or 3 percent compounded. The annual benefit shall be increased by 2.5 percent of such a salary for each additional year of service over 20 years up to 30 years to a maximum of 75 percent of such salary. Employees with at least 10 years may retire at or after age 50 and receive a reduced benefit (i.e., ½ percent for each month under 55). The monthly benefit of a Tier 2 police officer shall be increased annually at age 60 on the January 1<sup>st</sup> after the police officer retires, or the first anniversary of the pension starting date, whichever is later. Noncompounding increases occur annually, each January thereafter. The increase is the lesser of 3 percent of ½ of the change in the Consumer Price Index for the proceeding calendar year.

*Contributions.* Covered employees are required to contribute 9.91% of their base salary to the Police Pension Plan. If an employee leaves covered employment with less than 20 years of service, accumulated employee contributions may be refunded without accumulated interest. The Village is required to contribute the remaining amounts necessary to finance the plan and the administrative costs as actuarially determined by an enrolled actuary. However, effective January 1, 2011, ILCS requires the Village to contribute a minimum amount annually calculated using the projected unit credit actuarial cost method that will result in the funding of 90% of the past service cost by the year 2040. For the year-ended April 30, 2020, the Village's contribution was 89.44% of covered payroll.

*Concentrations.* At year end, the Pension Plan has over 5 percent of net plan position available for retirement benefits (other than investments issued or explicitly guaranteed by the U.S. government and investments in mutual funds, external investment pools, and other pooled investments) invested in the following corporate bonds; Goldman Sachs \$451,741, and General Electric \$330,294.

**VILLAGE OF STICKNEY, ILLINOIS**

**Notes to the Financial Statements**

**April 30, 2020**

---

---

**NOTE 4 - OTHER INFORMATION - Continued**

**EMPLOYEE RETIREMENT SYSTEM - DEFINED BENEFIT PENSION PLANS - Continued**

**Police Pension Plan - Continued**

**Actuarial Assumptions**

The total pension liability was determined by an actuarial valuation performed, as of April 30, 2020, using the following actuarial methods and assumptions:

Actuarial Cost Method	Entry Age Normal
Asset Valuation Method	Market
Actuarial Assumptions	
Interest Rate	6.00%
Salary Increases	4.00% - 27.53%
Cost of Living Adjustments	2.50%
Inflation	2.50%

Mortality rates are based on rates developed in the independent actuary's 2016 Mortality Table for Illinois Police Officers.

**Discount Rate**

The discount rate used to measure the total pension liability was 6.00%, the same as the prior valuation. The projection of cash flows used to determine the discount rate assumed that member contributions will be made at the current contribution rate and that Village contributions will be made at rates equal to the difference between the actuarially determined contribution rates and the member rate. Based on those assumptions, the Fund's fiduciary net position was projected to be available to make all project future benefit payments of current plan members. Therefore, the long-term expected rate of return on pension plan investments was applied to all period of projected benefit payments to determine the total pension liability.

VILLAGE OF STICKNEY, ILLINOIS

Notes to the Financial Statements

April 30, 2020

NOTE 4 - OTHER INFORMATION - Continued

EMPLOYEE RETIREMENT SYSTEM - DEFINED BENEFIT PENSION PLANS - Continued

Police Pension Plan - Continued

Discount Rate Sensitivity

The following is a sensitive analysis of the net pension liability to changes in the discount rate. The table below presents the pension liability of the Village calculated using the discount rate as well as what the Village's net pension liability would be if it were calculated using a discount rate that is one percentage point lower or one percentage point higher than the current rate:

	1% Decrease (5.00%)	Current Discount Rate (6.00%)	1% Increase (7.00%)
Net Pension Liability \$	18,107,996	14,956,204	12,432,936

Changes in the Net Pension Liability

	Total Pension Liability (A)	Plan Fiduciary Net Position (B)	Net Pension Liability (A) - (B)
Balances at April 30, 2019	\$ 20,400,376	5,055,279	15,345,097
Changes for the Year:			
Service Cost	516,407	—	516,407
Interest on the Total Pension Liability	1,195,405	—	1,195,405
Changes of Benefit Terms	133,030	—	133,030
Difference Between Expected and Actual Experience of the Total Pension Liability	(1,034,278)	—	(1,034,278)
Changes of Assumptions	162,392	—	162,392
Contributions - Employer	—	1,330,670	(1,330,670)
Contributions - Employees	—	150,418	(150,418)
Net Investment Income	—	(73,043)	73,043
Benefit Payments, Including Refunds of Employee Contributions	(953,910)	(953,910)	—
Other (Net Transfer)	—	(46,196)	46,196
Net Changes	19,046	407,939	(388,893)
Balances at April 30, 2020	20,419,422	5,463,218	14,956,204

**VILLAGE OF STICKNEY, ILLINOIS**

**Notes to the Financial Statements**

**April 30, 2020**

**NOTE 4 - OTHER INFORMATION - Continued**

**EMPLOYEE RETIREMENT SYSTEM - DEFINED BENEFIT PENSION PLANS - Continued**

**Police Pension Plan - Continued**

**Pension Expense, Deferred Outflows of Resources, and Deferred Inflows of Resources Related to Pensions**

For the year ended April 30, 2020, the Village recognized pension expense of \$1,624,939. At April 30, 2020, the Village reported deferred outflows of resources and deferred inflows of resources related to pensions from the following sources:

	Deferred Outflows of Resources	Deferred Inflows of Resources	Totals
Difference Between Expected and Actual Experience	\$ 3,167	(1,052,841)	(1,049,674)
Change in Assumptions	906,818	(1,128,234)	(221,416)
Net Difference Between Projected and Actual Earnings on Pension Plan Investments	372,029	—	372,029
Total Deferred Amounts Related to Police Pension	<u>1,282,014</u>	<u>(2,181,075)</u>	<u>(899,061)</u>

Amounts reported as deferred outflows of resources and deferred inflows of resources related to pensions will be recognized in pension expense in future periods as follows:

Fiscal Year	Net Deferred Outflows of Resources
2021	\$ (67,732)
2022	(35,365)
2023	(20,794)
2024	(231,227)
2025	(297,065)
Thereafter	<u>(246,878)</u>
Total	<u>(899,061)</u>

VILLAGE OF STICKNEY, ILLINOIS

Notes to the Financial Statements

April 30, 2020

---

---

NOTE 4 - OTHER INFORMATION - Continued

OTHER POST-EMPLOYMENT BENEFITS

General Information about the OPEB Plan

*Plan Description.* The Village's defined benefit OPEB plan, Retiree Benefits Plan (RBP), provides OPEB for all permanent full-time general and public safety employees of the Village. RBP is a single-employer defined benefit OPEB plan administered by the Village. Article 11 of the State Compiled Statutes grants the authority to establish and amend the benefit terms and financing requirements to the Village Board. No assets are accumulated in a trust that meets the criteria in paragraph 4 of Statement 75. RBP does not issue a separate report.

*Benefits Provided.* All health benefits are provided through the Village's health plan. To be eligible for benefits, an employee must qualify for retirement under the Village's retirement plan or meet COBRA requirements. The benefit levels are the same as those afforded to active employees. Benefits include general inpatient and outpatient medical services; mental, nervous and substance abuse care; and prescriptions. Eligibility in Village sponsored health care plans is discontinued upon eligibility for federally sponsored health care benefits. All retirees contribute 100% of the plan premiums.

*Plan Membership.* As of April 30, 2019, the measurement date, the following employees were covered by the benefit terms:

Inactive Plan Members Currently Receiving Benefits	2
Inactive Plan Members Entitled to but not yet Receiving Benefits	—
Active Plan Members	<u>50</u>
Total	<u><u>52</u></u>

**Total OPEB Liability**

The Village's total OPEB liability was measured as of April 30, 2020, and was determined by an actuarial valuation as of April 30, 2019.

*Actuarial Assumptions and Other Inputs.* The total OPEB liability in the April 30, 2019 actuarial valuation was determined using the following actuarial assumptions and other inputs, applied to all periods included in the measurement, unless otherwise specified:

VILLAGE OF STICKNEY, ILLINOIS

Notes to the Financial Statements

April 30, 2020

---

---

NOTE 4 - OTHER INFORMATION - Continued

OTHER POST-EMPLOYMENT BENEFITS - Continued

Total OPEB Liability - Continued

*Actuarial Assumptions and Other Inputs - Continued.*

Inflation	2.25%
Salary Increases	2.75%
Discount Rate	2.56%
Healthcare Cost Trend Rates	
HMO	6.60% to an ultimate rate of 5.00% for 2028 and later years.
PPO	7.10% to an ultimate rate of 5.00% for 2028 and later years.
Retirees' Share of Benefit-Related Costs	100% of projected health insurance premiums for retirees.

The discount rate assumption is based on The Bond Buyer 20-Bond GO Index

Active, Retiree, and Spousal IMRF Mortality follows the Sex Distinct Raw Rates as Developed in the RP-2014 Study, with Blue Collar Adjustment. These Rates are then Improved Generationally using MP-2016 Improvement Rates.

**Change in the Total OPEB Liability**

	Total OPEB Liability
Balance at April 30, 2019	\$ 3,554,856
Changes for the Year:	
Service Cost	115,745
Interest on the Total OPEB Liability	132,753
Changes of Benefit Terms	—
Difference Between Expected and Actual Experience	—
Changes of Assumptions or Other Inputs	636,996
Benefit Payments	(103,628)
Other Changes	—
Net Changes	781,866
Balance at April 30, 2020	4,336,722

VILLAGE OF STICKNEY, ILLINOIS

Notes to the Financial Statements

April 30, 2020

---

---

**NOTE 4 - OTHER INFORMATION - Continued**

**OTHER POST-EMPLOYMENT BENEFITS - Continued**

**Sensitivity of the Total OPEB Liability to Changes in the Discount Rate**

The following presents the total OPEB liability, calculated using a Single Discount Rate of 2.56%, as well as what the total OPEB liability would be if it were calculated using a Single Discount Rate that is one percentage point lower or one percentage point higher:

	1% Decrease (1.56%)	Current Discount Rate (2.56%)	1% Increase (3.56%)
Total OPEB Liability	\$ 4,852,755	4,336,722	3,894,057

**Sensitivity of the Total OPEB Liability to Changes in the Healthcare Cost Trend Rates**

The following presents the total OPEB liability, calculated using a variable Healthcare Trend Rate, as well as what the total OPEB liability would be if it were calculated using a Healthcare Trend Rate that is one percentage point lower or one percentage point higher:

	1% Decrease (Varies)	Healthcare Cost Trend Rates (Varies)	1% Increase (Varies)
Total OPEB Liability	\$ 3,736,305	4,336,722	5,055,979

**OPEB Expense and Deferred Outflows of Resources and Deferred Inflows of Resources Related to OPEB**

For the year ended April 30, 2020, the Village recognized OPEB expense of \$885,494. Per GASB Statement No. 75, under the Alternative Measurement Method, changes in Total OPEB Liability are immediately recognized as expense, resulting in no deferred outflows of resources or deferred inflows of resources related to OPEB reported at April 30, 2020.



## **REQUIRED SUPPLEMENTARY INFORMATION**

Required supplementary information includes financial information and disclosures that are required by the GASB but are not considered a part of the basic financial statements. Such information includes:

- Schedule Employer Contributions  
    Illinois Municipal Retirement Fund  
    Police Pension Fund
- Schedule of Changes in the Employer's Net Pension Liability  
    Illinois Municipal Retirement Fund  
    Police Pension Fund
- Schedule of Investment Returns  
    Police Pension Fund
- Schedule of Changes in the Employer's Total OPEB Liability  
    Retiree Benefit Plan
- Budgetary Comparison Schedules  
    General Fund  
    Motor Fuel Tax - Special Revenue Fund

Notes to the Required Supplementary Information

Budgetary information - budgets are adopted on a basis consistent with generally accepted accounting principles.

**VILLAGE OF STICKNEY, ILLINOIS**

**Illinois Municipal Retirement Fund  
Schedule of Employer Contributions  
April 30, 2020**

Fiscal Year	Actuarially Determined Contribution	Contributions in Relation to the Actuarially Determined Contribution	Contribution Excess/ (Deficiency)	Covered Payroll	Contributions as a Percentage of Covered Payroll
4/30/16	\$ 152,899	\$ 152,899	\$ —	\$ 1,485,905	10.29%
4/30/17	171,810	171,810	—	1,699,418	10.11%
4/30/18	213,168	213,168	—	2,236,808	9.53%
4/30/19	176,191	192,484	16,293	2,036,888	9.45%
4/30/20	179,332	179,332	—	1,659,110	10.81%

Notes to the Required Supplementary Information:

Actuarial Cost Method	Entry Age Normal
Amortization Method	Level % Pay (Closed)
Remaining Amortization Period	24 Years
Asset Valuation Method	5-Year Smoothed Market
Inflation	2.50%
Salary Increases	3.35% - 14.25%
Investment Rate of Return	7.50%
Retirement Age	See the Notes to the Financial Statements
Mortality	IMRF specific mortality table was used with fully generational projection scale MP-2017 (base year 2015).

Note: This schedule is intended to show information for ten years. Information for additional years will be displayed as it becomes available.

**VILLAGE OF STICKNEY, ILLINOIS**

**Police Pension Fund**

**Schedule of Employer Contributions**

**April 30, 2020**

Fiscal Year	Actuarially Determined Contribution	Contributions in Relation to the Actuarially Determined Contribution	Contribution Excess/ (Deficiency)	Covered Payroll	Contributions as a Percentage of Covered Payroll
4/30/15	\$ 556,450	\$ 570,934	\$ 14,484	\$ 1,250,271	45.66%
4/30/16	570,135	624,450	54,315	1,298,726	48.08%
4/30/17	794,692	602,891	(191,801)	1,321,459	45.62%
4/30/18	935,521	884,337	(51,184)	1,364,406	64.81%
4/30/19	939,152	1,004,073	64,921	1,356,479	74.02%
4/30/20	1,330,670	1,330,670	—	1,487,760	89.44%

Notes to the Required Supplementary Information:

Actuarial Cost Method	Entry Age Normal
Amortization Method	Level % Pay (Closed)
Remaining Amortization Period	22 Years
Asset Valuation Method	5-Year Smoothed Market
Inflation	2.50%
Salary Increases	4.00% - 27.53%
Investment Rate of Return	6.00%
Retirement Age	50 - 65
Mortality	RP-2014 Adjusted for Plan Status, Collar, and Illinois Public Pension Data, as Appropriate

Note:

This schedule is intended to show information for ten years. Information for additional years will be displayed as it becomes available.

**VILLAGE OF STICKNEY, ILLINOIS**

**Illinois Municipal Retirement Fund**

**Schedule of Changes in the Employer's Net Pension Liability**

**April 30, 2020**

---

---

**See Following Page**

**VILLAGE OF STICKNEY, ILLINOIS**

**Illinois Municipal Retirement Fund  
Schedule of Changes in the Employer's Net Pension Liability  
April 30, 2020**

	<u>12/31/15</u>
Total Pension Liability	
Service Cost	\$ 163,453
Interest	444,908
Changes in Benefit Terms	—
Differences Between Expected and Actual Experience	(181,127)
Change of Assumptions	9,144
Benefit Payments, Including Refunds of Member Contributions	<u>(211,812)</u>
Net Change in Total Pension Liability	224,566
Total Pension Liability - Beginning	<u>5,956,286</u>
Total Pension Liability - Ending	<u><u>6,180,852</u></u>
Plan Fiduciary Net Position	
Contributions - Employer	\$ 152,899
Contributions - Members	66,866
Net Investment Income	
Benefit Payments, Including Refunds of Member Contributions	28,369
Other (Net Transfer)	<u>(211,812)</u>
Net Change in Plan Fiduciary Net Position	(140,538)
Plan Net Position - Beginning	<u>5,669,876</u>
Plan Net Position - Ending	<u><u>5,565,660</u></u>
Employer's Net Pension Liability	<u><u>\$ 615,192</u></u>
Plan Fiduciary Net Position as a Percentage of the Total Pension Liability	90.05%
Covered Payroll	\$ 1,485,905
Employer's Net Pension Liability as a Percentage of Covered Payroll	41.40%

Note: This schedule is intended to show information for ten years. Information for additional years will be displayed as it becomes available.

12/31/16	12/31/17	12/31/18	12/31/19
165,760	218,054	201,021	209,242
461,791	502,368	558,549	582,748
—	—	—	—
126,230	610,947	(159,257)	(67,987)
(10,136)	(292,257)	283,662	—
(196,593)	(277,387)	(285,646)	(309,355)
547,052	761,725	598,329	414,648
6,180,852	6,727,904	7,489,629	8,087,958
6,727,904	7,489,629	8,087,958	8,502,606
171,810	213,168	192,484	188,824
76,474	121,942	114,610	118,016
390,494	972,699	(309,704)	1,080,343
(196,593)	(277,387)	(285,646)	(309,355)
11,566	(447,112)	(202,754)	49,547
453,751	583,310	(491,010)	1,127,375
5,565,660	6,019,411	6,602,721	6,111,711
6,019,411	6,602,721	6,111,711	7,239,086
708,493	886,908	1,976,247	1,263,520
89.47%	88.16%	75.57%	85.14%
1,699,418	2,236,808	2,036,888	1,860,339
41.69%	39.65%	97.02%	67.92%

**VILLAGE OF STICKNEY, ILLINOIS**

**Police Pension Fund**

**Schedule of Changes in the Employer's Net Pension Liability**

**April 30, 2020**

	<u>4/30/15</u>
Total Pension Liability	
Service Cost	\$ 275,774
Interest	974,383
Changes in Benefit Terms	—
Differences Between Expected and Actual Experience	166,009
Change of Assumptions	2,852,173
Benefit Payments, Including Refunds of Member Contributions	(803,029)
Net Change in Total Pension Liability	<u>3,465,310</u>
Total Pension Liability - Beginning	<u>14,321,271</u>
 Total Pension Liability - Ending	 <u><u>17,786,581</u></u>
 Plan Fiduciary Net Position	
Contributions - Employer	\$ 570,934
Contributions - Members	119,628
Contributions - Other	—
Net Investment Income	67,790
Benefit Payments, Including Refunds of Member Contributions	(803,029)
Administrative Expenses	(13,503)
Net Change in Plan Fiduciary Net Position	<u>(58,180)</u>
Plan Net Position - Beginning	<u>5,138,498</u>
 Plan Net Position - Ending	 <u><u>5,080,318</u></u>
 Employer's Net Pension Liability	 <u><u>\$ 12,706,263</u></u>
 Plan Fiduciary Net Position as a Percentage of the Total Pension Liability	  28.56%
 Covered Payroll	 \$ 1,250,271
 Employer's Net Pension Liability as a Percentage of Covered Payroll	  1016.28%

Note: This schedule is intended to show information for ten years. Information for additional years will be displayed as it becomes available.

4/30/16	4/30/17	4/30/18	4/30/19	4/30/20
366,193	392,322	415,861	633,623	516,407
1,041,720	1,162,363	1,134,853	1,139,879	1,195,405
—	—	—	—	133,030
(302,015)	(285,440)	6,347	(75,715)	(1,034,278)
1,761,637	(729,628)	1,268,793	(1,348,472)	162,392
(849,146)	(864,522)	(1,131,692)	(1,123,166)	(953,910)
2,018,389	(324,905)	1,694,162	(773,851)	19,046
17,786,581	19,804,970	19,480,065	21,174,227	20,400,376
19,804,970	19,480,065	21,174,227	20,400,376	20,419,422
624,450	602,890	884,337	1,004,073	1,330,670
129,722	131,323	117,301	136,262	150,418
—	—	—	19,642	—
(236,482)	201,473	159,444	276,785	(73,043)
(849,146)	(864,522)	(1,131,692)	(1,123,166)	(953,910)
(12,676)	(12,070)	(30,748)	(52,239)	(46,196)
(344,132)	59,094	(1,358)	261,357	407,939
5,080,318	4,736,186	4,795,280	4,793,922	5,055,279
4,736,186	4,795,280	4,793,922	5,055,279	5,463,218
15,068,784	14,684,785	16,380,305	15,345,097	14,956,204
23.91%	24.62%	22.64%	24.78%	26.76%
1,298,726	1,321,459	1,364,406	1,356,479	1,487,760
1160.27%	1111.26%	1200.54%	1131.24%	1005.28%



**VILLAGE OF STICKNEY, ILLINOIS**

**Police Pension Fund**

**Schedule of Investment Returns**

**April 30, 2020**

---

---

Fiscal Year	Annual Money- Weighted Rate of Return, Net of Investment Expense
2015	1.37%
2016	(4.73%)
2017	4.65%
2018	2.93%
2019	6.16%
2020	(0.94%)

Note: This schedule is intended to show information for ten years. Information for additional years will be displayed as it becomes available.

**VILLAGE OF STICKNEY, ILLINOIS**

**Retiree Benefit Plan**

**Schedule of Changes in the Employer's Total OPEB Liability**

**April 30, 2020**

	4/30/19	4/30/20
Total OPEB Liability		
Service Cost	\$ 108,260	115,745
Interest	143,652	132,753
Changes in Benefit Terms	(330,072)	—
Differences Between Expected and Actual Experience	—	—
Change of Assumptions or Other Inputs	66,661	636,996
Benefit Payments	(104,258)	(103,628)
Other Changes	—	—
Net Change in Total OPEB Liability	(115,757)	781,866
Total OPEB Liability - Beginning	3,670,613	3,554,856
Total OPEB Liability - Ending	3,554,856	4,336,722
Covered Payroll	\$ 2,937,369	3,018,147
Total OPEB Liability as a Percentage of Covered Payroll	121.02%	143.69%

Notes:

This schedule is intended to show information for ten years. Information for additional years will be displayed as it becomes available.

*Changes of Assumptions.* Changes in assumptions related to the discount rate were made in 2019 and 2020.

VILLAGE OF STICKNEY, ILLINOIS

General Fund

Schedule of Revenues, Expenditures and Changes in Fund Balance - Budget and Actual

For the Fiscal Year Ended April 30, 2020

	Original Budget	Final Budget	Actual	Variance with Final Budget
<b>Revenues</b>				
Taxes	\$ 3,868,840	3,868,840	3,750,133	(118,707)
Intergovernmental	1,735,000	1,735,000	1,797,368	62,368
Licenses and Permits	580,850	580,850	335,315	(245,535)
Charges for Services	546,400	546,400	493,979	(52,421)
Fines and Forfeitures	465,000	465,000	543,769	78,769
Interest	10,000	10,000	7,395	(2,605)
Miscellaneous	285,000	285,000	268,542	(16,458)
Total Revenues	<u>7,491,090</u>	<u>7,491,090</u>	<u>7,196,501</u>	<u>(294,589)</u>
<b>Expenditures</b>				
Current				
General Government	1,229,122	1,229,122	1,268,599	(39,477)
Public Safety	5,123,316	5,123,316	5,348,808	(225,492)
Public Works	1,032,581	1,032,581	1,109,159	(76,578)
Parks and Recreation	50,790	50,790	44,082	6,708
Total Expenditures	<u>7,435,809</u>	<u>7,435,809</u>	<u>7,770,648</u>	<u>(334,839)</u>
Net Change in Fund Balance	<u>55,281</u>	<u>55,281</u>	(574,147)	<u>(629,428)</u>
Fund Balance - Beginning			<u>1,410,305</u>	
Fund Balance - Ending			<u>836,158</u>	

**VILLAGE OF STICKNEY, ILLINOIS**

**Motor Fuel Tax - Special Revenue Fund**

**Schedule of Revenues, Expenditures and Changes in Fund Balance - Budget and Actual**

**For the Fiscal Year Ended April 30, 2020**

	Original Budget	Final Budget	Actual	Variance with Final Budget
<b>Revenues</b>				
Taxes				
Motor Fuel Taxes	\$ 180,000	180,000	250,414	70,414
Interest	3,500	3,500	15,557	12,057
Miscellaneous	—	—	1,441.00	1,441
Total Revenues	<u>183,500</u>	<u>183,500</u>	<u>267,412</u>	<u>83,912</u>
<b>Expenditures</b>				
Public Works				
Maintenance - Salt	45,000	45,000	27,820	17,180
Materials - Street Repair	270,000	270,000	149,220	120,780
LED Street Lights	20,000	20,000	60,208	(40,208)
Engineering	7,500	7,500	24,768	(17,268)
Total Expenditures	<u>342,500</u>	<u>342,500</u>	<u>262,016</u>	<u>80,484</u>
Net Change in Fund Balance	<u>(159,000)</u>	<u>(159,000)</u>	5,396	<u>164,396</u>
Fund Balance - Beginning			<u>750,925</u>	
Fund Balance - Ending			<u>756,321</u>	

## **OTHER SUPPLEMENTARY INFORMATION**

Other supplementary information includes financial statements and schedules not required by the GASB, nor a part of the basic financial statements, but are presented for purposes of additional analysis.

Such statements and schedules include:

- Budgetary Comparison Schedules - Major Governmental Funds
- Combining Statements - Nonmajor Governmental Funds
- Budgetary Comparison Schedule - Nonmajor Governmental Fund
- Budgetary Comparison Schedules - Enterprise Fund

## **INDIVIDUAL FUND DESCRIPTIONS**

---

### **GENERAL FUND**

The General Fund is used to account for all financial resources except those required to be accounted for in another fund.

---

### **SPECIAL REVENUE FUNDS**

The Special Revenue Funds are used to account for the proceeds of specific revenue sources (other than fiduciary funds or capital projects funds) that are legally restricted to expenditure for specified purposes.

#### **Motor Fuel Tax Fund**

The Motor Fuel Tax Fund is used to account for activity of the Village's Motor Fuel Tax allotments from the State of Illinois. This activity generally includes road resurfacing and other infrastructure improvements. The main revenue stream relates to funding from Motor Fuel Tax allotments.

#### **Emergency Telephone System Fund**

The Emergency Telephone System Fund previously accounted for revenues and expenditures related to the Village's 911 system, which are now outsourced. The Fund is currently inactive and has been closed to the Water Fund as of April 30, 2020.

#### **Police Seizure and Forfeiture Fund**

The Police Seizure and Forfeiture Fund is used to account for State seizures and revenue generated by the police department that may be utilized for certain expenditures according to state law enforcement guidelines.

#### **Police Revenue Sharing Fund**

The Police Revenue Sharing Fund is used to account for federal seizures and revenue generated by the police department that may be utilized for certain expenditures according to federal law enforcement guidelines.

---

### **DEBT SERVICE FUND**

Debt Service Funds are used to account for the accumulation of resources for, and the payment of, general long-term debt principal and interest.

---

## **INDIVIDUAL FUND DESCRIPTIONS**

---

### **CAPITAL PROJECTS FUND**

The Capital Projects Fund is used to account financial resources to be used for the acquisition or construction of major capital facilities that are not financed by Proprietary and Trust Funds.

---

### **ENTERPRISE FUND**

Enterprise Funds are used to account for operations that are financed and operated in a manner similar to private business enterprises where the intent is that costs of providing goods or services to the general public on a continuing basis be financed or recovered primarily through user charges; or where it has been decided that periodic determination of revenues earned, expenses incurred and/or net income is appropriate for capital maintenance, public policy, management control, accountability or other purpose.

#### **Water Fund**

The Water Fund is used to account for the provision of waste water services to the residents of the Village. All activities necessary to provide such services are accounted for in this fund, including, but not limited to, administration, operations, maintenance, financing and related debt service, and billing and collection.

---

### **PENSION TRUST FUND**

#### **Police Pension Fund**

The Police Pension Fund is used to account for the accumulation of resources to be used for retirement pensions for the Village's sworn police personnel. Most rules and regulations of the fund are established by the Pension Division of the Illinois Department of Insurance. Resources are contributed by sworn police personnel at rates fixed by state statutes and by the Village through an annual property tax levy.

---

**VILLAGE OF STICKNEY, ILLINOIS**

**General Fund**

**Schedule of Revenues - Budget and Actual**

**For the Fiscal Year Ended April 30, 2020**

	Original Budget	Final Budget	Actual	Variance with Final Budget
<b>Taxes</b>				
<b>Property</b>				
Property Tax Revenue	\$ 2,425,840	2,425,840	2,442,205	16,365
Road and Bridge Tax	13,000	13,000	24,702	11,702
<b>Other Taxes</b>				
Utility Tax - Electricity	290,000	290,000	298,204	8,204
Utility Tax - Gas	455,000	455,000	467,757	12,757
Utility Tax - Telephone	145,000	145,000	90,407	(54,593)
Franchise Tax	125,000	125,000	66,227	(58,773)
Real Estate Transfer Tax	160,000	160,000	136,315	(23,685)
Local Gasoline Tax	145,000	145,000	139,049	(5,951)
Semi-Trailer Storage Tax	—	—	9,919	9,919
Video Gaming Tax	110,000	110,000	75,348	(34,652)
<b>Total Taxes</b>	<b>3,868,840</b>	<b>3,868,840</b>	<b>3,750,133</b>	<b>(118,707)</b>
<b>Intergovernmental</b>				
State Sales Tax	785,000	785,000	749,877	(35,123)
Use Tax	—	—	237,462	237,462
State Income Tax	825,000	825,000	667,640	(157,360)
Personal Property Repolacement Tax	125,000	125,000	142,389	17,389
<b>Total Intergovernmental</b>	<b>1,735,000</b>	<b>1,735,000</b>	<b>1,797,368</b>	<b>62,368</b>
<b>Licenses and Permits</b>				
Licenses - Business	110,000	110,000	72,157	(37,843)
Licenses - Liquor	13,000	13,000	9,750	(3,250)
Licenses - Cigarettes	200	200	150	(50)
Licenses - Tanks	18,000	18,000	20,715	2,715
Licenses - Truck	19,000	19,000	18,143	(857)
Licenses - Animals	3,250	3,250	3,040	(210)
Licenses - Amusement/Machines	45,000	45,000	36,150	(8,850)
Licenses - Auto	72,000	72,000	69,895	(2,105)
Licenses - Motorcycles	400	400	240	(160)
Permits - Building	300,000	300,000	105,075	(194,925)
<b>Total Licenses and Permits</b>	<b>580,850</b>	<b>580,850</b>	<b>335,315</b>	<b>(245,535)</b>



**VILLAGE OF STICKNEY, ILLINOIS**

**General Fund**

**Schedule of Revenues - Budget and Actual - Continued**

**For the Fiscal Year Ended April 30, 2020**

	Original Budget	Final Budget	Actual	Variance with Final Budget
Charges for Services				
Garbage Disposal Fees	\$ 302,400	302,400	312,249	9,849
Real Estate Exempt Fees	1,500	1,500	2,915	1,415
Ambulance Fees	175,000	175,000	119,069	(55,931)
Entertainment Fees	2,500	2,500	378	(2,122)
Real Estate Inspection Fees	20,000	20,000	17,210	(2,790)
Special Events	15,000	15,000	28,391	13,391
Parks and Recreation	30,000	30,000	13,767	(16,233)
Total Charges for Services	546,400	546,400	493,979	(52,421)
Fines and Forfeitures				
Police Fines	465,000	465,000	543,769	78,769
Interest	10,000	10,000	7,395	(2,605)
Miscellaneous				
Rental of Tower	145,000	145,000	171,298	26,298
Reimbursement Sidewalk Program	25,000	25,000	20,000	(5,000)
Miscellaneous - Police Department	30,000	30,000	10,125	(19,875)
Miscellaneous - Fire Department	10,000	10,000	3,088	(6,912)
Miscellaneous	75,000	75,000	64,031	(10,969)
Total Miscellaneous	285,000	285,000	268,542	(16,458)
Total Revenues	7,491,090	7,491,090	7,196,501	(294,589)

**VILLAGE OF STICKNEY, ILLINOIS**

**General Fund**

**Schedule of Expenditures - Budget and Actual**

**For the Fiscal Year Ended April 30, 2020**

	Original Budget	Final Budget	Actual	Variance with Final Budget
<b>General Government</b>				
<b>Executive and Legislative</b>				
Salary - Village President	\$ 21,500	21,500	20,604	896
Salary - Trustees	64,800	64,800	63,756	1,044
Salary - Liquor Commissioner	3,500	3,500	3,354	146
	<u>89,800</u>	<u>89,800</u>	<u>87,714</u>	<u>2,086</u>
<b>Administration</b>				
Salary - Village Clerk	17,000	17,000	16,292	708
Salary - Treasurer/Collector	52,798	52,798	12,083	40,715
Salary - Office Clerks	105,567	105,567	95,522	10,045
Salary - Building Inspector	35,000	35,000	43,976	(8,976)
Compensation Electrical Inspector	6,500	6,500	5,360	1,140
Compensation Police and Fire Board of Commissioners	9,000	9,000	9,000	—
Police and Fire Board of Commissioners Expenses	2,000	2,000	240	1,760
Postage, Stationary and Supplies	58,500	58,500	38,180	20,320
Membership and Expenses IL Municipal League	1,500	1,500	6,626	(5,126)
Printing and Publishing	20,000	20,000	17,414	2,586
Maintenance Services	—	—	11,243	(11,243)
Education and Training	500	500	592	(92)
Employee Insurance	34,437	34,437	98,993	(64,556)
Computer Maintenance and Service	25,000	25,000	46,905	(21,905)
Zoning Board of Appeals	1,000	1,000	—	1,000
Revision and Recodification of Ordinances	6,500	6,500	5,597	903
Plumbing Inspection Service	6,000	6,000	4,015	1,985
WCMC Membership and Expenses	12,500	12,500	10,178	2,322
	<u>393,802</u>	<u>393,802</u>	<u>422,216</u>	<u>(28,414)</u>
<b>Professional Services</b>				
Legal Services	150,000	150,000	171,303	(21,303)
Village Prosecutor	9,000	9,000	—	9,000
Other Professional Fees	4,000	4,000	67,738	(63,738)
Lobbyist	36,000	36,000	9,000	27,000
Engineering Services	20,000	20,000	870	19,130
	<u>219,000</u>	<u>219,000</u>	<u>248,911</u>	<u>(29,911)</u>

**VILLAGE OF STICKNEY, ILLINOIS**

**General Fund**

**Schedule of Expenditures - Budget and Actual - Continued**

**For the Fiscal Year Ended April 30, 2020**

	Original Budget	Final Budget	Actual	Variance with Final Budget
<b>General Government - Continued</b>				
Insurance	\$ 175,000	175,000	166,259	8,741
Auditing	14,000	14,000	18,225	(4,225)
<b>Municipal Retirement</b>				
Municipal Retirement	145,501	145,501	133,609	11,892
FICA and Medicare Tax	184,519	184,519	178,737	5,782
Unemployment Tax	7,500	7,500	5,489	2,011
	337,520	337,520	317,835	19,685
Miscellaneous	—	—	7,439	(7,439)
Total General Government	1,229,122	1,229,122	1,268,599	(39,477)
<b>Public Safety</b>				
<b>Police Department</b>				
Salary - Police Chief	104,009	104,009	79,538	24,471
Salary - Deputy Police	101,175	101,175	101,279	(104)
Salary - Police Sergeants	484,797	484,797	604,451	(119,654)
Salary - Patrolmen	897,386	897,386	961,586	(64,200)
Salary - Special Police	150,000	150,000	40,167	109,833
Salary - Radio Clerks	175,000	175,000	288,303	(113,303)
Salary Ordinance Officer	39,636	39,636	42,198	(2,562)
Dispatch Fees	186,000	186,000	126,666	59,334
Maintenance Motor Equipment	—	—	27,828	(27,828)
Maintenance Communications Equipment	15,000	15,000	4,990	10,010
Office Supplies	5,000	5,000	41,623	(36,623)
Equipment/Supplies	20,000	20,000	17,769	2,231
Motor Fuel	45,000	45,000	38,172	6,828
Education and Training	15,000	15,000	15,065	(65)
Employee Insurance	293,846	293,846	330,487	(36,641)
Maintenance of Gun Range	3,000	3,000	3,802	(802)
Clothing Allowance	17,000	17,000	5,491	11,509
Adjudication	73,500	73,500	7,500	66,000

**VILLAGE OF STICKNEY, ILLINOIS**

**General Fund**

**Schedule of Expenditures - Budget and Actual - Continued**

**For the Fiscal Year Ended April 30, 2020**

	Original Budget	Final Budget	Actual	Variance with Final Budget
Public Safety - Continued				
Police Department - Continued				
Maintenance and Services	\$ 30,000	30,000	23,733	6,267
Animal Control Contractual Service	500	500	—	500
Other Professional Services	—	—	10,026	(10,026)
Police Officers Holiday Pay	95,000	95,000	62,646	32,354
	<u>2,750,849</u>	<u>2,750,849</u>	<u>2,833,320</u>	<u>(82,471)</u>
Fire Department				
Salary - Fire Chief	103,000	103,000	102,989	11
Salary - Assistant Fire Chief	46,942	46,942	24,450	22,492
Salary - Firemen	774,978	774,978	768,285	6,693
Salary - Fire Inspector	15,000	15,000	—	15,000
Stationery, Printing and Office Supplies	14,000	14,000	15,549	(1,549)
Motor Fuel	10,000	10,000	15,715	(5,715)
Maintenance Motor Equipment	45,000	45,000	14,790	30,210
Maintenance Communications Equipment	14,000	14,000	2,970	11,030
Operating Supplies	20,000	20,000	22,914	(2,914)
Education and Training Cost	24,000	24,000	15,419	8,581
Employee Insurance	48,391	48,391	46,662	1,729
Purchase of Fire Fighting Clothing	23,000	23,000	25,043	(2,043)
Purchase of Operating Equipment	30,000	30,000	16,654	13,346
E.V.P. System	1,000	1,000	—	1,000
Medical Examinations	12,000	12,000	12,937	(937)
Computer Maintenance and Services	10,000	10,000	7,704	2,296
Ambulance Billing Service	12,000	12,000	12,585	(585)
Breathing Apparatus	10,000	10,000	—	10,000
Maintenance and Services	—	—	79,852	(79,852)
	<u>1,213,311</u>	<u>1,213,311</u>	<u>1,184,518</u>	<u>28,793</u>
Contributions to Pension Fund	<u>1,159,156</u>	<u>1,159,156</u>	<u>1,330,970</u>	<u>(171,814)</u>
Total Public Safety	<u>5,123,316</u>	<u>5,123,316</u>	<u>5,348,808</u>	<u>(225,492)</u>

**VILLAGE OF STICKNEY, ILLINOIS**

**General Fund**

**Schedule of Expenditures - Budget and Actual - Continued**

**For the Fiscal Year Ended April 30, 2020**

	Original Budget	Final Budget	Actual	Variance with Final Budget
<b>Public Works</b>				
<b>Administration</b>				
Salary - Village Supervisor	\$ 46,825	46,825	50,438	(3,613)
Salaries - Public Works	148,780	148,780	253,716	(104,936)
Employee Insurance	44,679	44,679	93,073	(48,394)
Office Supplies	1,000	1,000	24,197	(23,197)
Material Repairing Streets	15,000	15,000	1,005	13,995
Material Repairing Alleys	5,000	5,000	—	5,000
Repairing Public Walks	5,000	5,000	—	5,000
Repairing Public Walks 50/50	25,000	25,000	—	25,000
Trimming and Removal of Trees	75,000	75,000	62,425	12,575
Maintenance Motor Equipment	—	—	22,058	(22,058)
Computer Maintenance	—	—	885	(885)
Traffic Regulations and Street Signals	—	—	166	(166)
Maintenance Services	21,000	21,000	8,837	12,163
Maintenance Supplies	—	—	60,373	(60,373)
Maintenance Equipment	—	—	4,650	(4,650)
Energy Maintenance, Alley Repair and Street Lights	4,000	4,000	—	4,000
Maintenance of Private Property	2,500	2,500	14,629	(12,129)
	<u>393,784</u>	<u>393,784</u>	<u>596,452</u>	<u>(202,668)</u>
<b>Public Building and Grounds</b>				
Heat/Electric - Village Hall	4,500	4,500	1,976	2,524
Telephone Services	35,000	35,000	90,723	(55,723)
Maintenance Public Recreation	—	—	3,068	(3,068)
Maintenance and Repair of Building	118,000	118,000	41,100	76,900
Supplies	35,000	35,000	29,817	5,183
Security and Fire System	28,000	28,000	3,820	24,180
	<u>220,500</u>	<u>220,500</u>	<u>170,504</u>	<u>49,996</u>

**VILLAGE OF STICKNEY, ILLINOIS**

**General Fund**

**Schedule of Expenditures - Budget and Actual - Continued**

**For the Fiscal Year Ended April 30, 2020**

	Original Budget	Final Budget	Actual	Variance with Final Budget
<b>Public Works - Continued</b>				
<b>Sanitation Department</b>				
Salaries - Sanitation	\$ 53,797	53,797	—	53,797
Waste Management	350,000	350,000	337,678	12,322
Motor Fuel	2,500	2,500	4,451	(1,951)
Materials and Supplies	—	—	74	(74)
Uniforms	10,000	10,000	—	10,000
Medical Examinations	1,000	1,000	—	1,000
Containers and Recycling Bins	1,000	1,000	—	1,000
	<u>418,297</u>	<u>418,297</u>	<u>342,203</u>	<u>76,094</u>
Total Public Works	<u>1,032,581</u>	<u>1,032,581</u>	<u>1,109,159</u>	<u>(76,578)</u>
<b>Parks and Recreation</b>				
Maintenance and Supplies	2,500	2,500	1,103	1,397
Donations	6,000	6,000	5,000	1,000
Activities	34,290	34,290	35,959	(1,669)
Equipment	8,000	8,000	2,020	5,980
	<u>50,790</u>	<u>50,790</u>	<u>44,082</u>	<u>6,708</u>
Total Expenditures	<u>7,435,809</u>	<u>7,435,809</u>	<u>7,770,648</u>	<u>(334,839)</u>

VILLAGE OF STICKNEY, ILLINOIS

Debt Service Fund

Schedule of Revenues, Expenditures and Changes in Fund Balance - Budget and Actual  
For the Fiscal Year Ended April 30, 2020

	Original Budget	Final Budget	Actual	Variance with Final Budget
Revenues				
Taxes				
Property Taxes	\$ 968,632	968,632	835,680	(132,952)
Interest	100	100	7	(93)
Total Revenues	<u>968,732</u>	<u>968,732</u>	<u>835,687</u>	<u>(133,045)</u>
Expenditures				
Debt Service				
Principal	715,000	715,000	715,000	—
Interest and Fiscal Charges	253,632	253,632	240,882	12,750
Total Expenditures	<u>968,632</u>	<u>968,632</u>	<u>955,882</u>	<u>12,750</u>
Net Change in Fund Balance	<u>100</u>	<u>100</u>	(120,195)	<u>(120,295)</u>
Fund Balance - Beginning			<u>597,404</u>	
Fund Balance - Ending			<u><u>477,209</u></u>	

**VILLAGE OF STICKNEY, ILLINOIS**

**Nonmajor Governmental Funds**

**Combining Balance Sheet**

**April 30, 2020**

---

---

**See Following Page**



VILLAGE OF STICKNEY, ILLINOIS

Nonmajor Governmental Funds  
Combining Balance Sheet  
April 30, 2020

---

---

	<u>Emergency Telephone System</u>
<b>ASSETS</b>	
Cash and Investments	\$ <u>          —</u>
<b>LIABILITIES</b>	
Due to Other Funds	—
Other Payables	—
Total Liabilities	<u>          —</u>
<b>DEFERRED INFLOWS OF RESOURCES</b>	
Grants	—
Total Liabilities and Deferred Inflows of Resources	<u>          —</u>
<b>FUND BALANCES</b>	
Restricted	—
Unassigned	—
Total Fund Balances	<u>          —</u>
Total Liabilities, Deferred Inflows of Resources and Fund Balances	<u>          —</u>

Special Revenue			
Police Seizure and Forfeiture	Police Revenue Sharing	Capital Projects	Totals
11,122	4,630	84,143	99,895
1,800	—	355,837	357,637
—	—	994	994
1,800	—	356,831	358,631
—	—	50,849	50,849
1,800	—	407,680	409,480
9,322	4,630	—	13,952
—	—	(323,537)	(323,537)
9,322	4,630	(323,537)	(309,585)
11,122	4,630	84,143	99,895

VILLAGE OF STICKNEY, ILLINOIS

Nonmajor Governmental Funds

Combining Statement of Revenues, Expenditures and Changes in Fund Balances

For the Fiscal Year Ended April 30, 2020

---

---

	<u>Emergency Telephone System</u>
Revenues	
Intergovernmental	\$ —
Interest	—
Miscellaneous	—
Total Revenues	<u>—</u>
Expenditures	
Capital Outlay	<u>—</u>
Excess (Deficiency) of Revenues Over (Under) Expenditures	—
Other Financing (Uses)	
Transfers Out	<u>(9,170)</u>
Net Change in Fund Balances	(9,170)
Fund Balances - Beginning	<u>9,170</u>
Fund Balances - Ending	<u><u>—</u></u>

Special Revenue				
Police Seizure and Forfeiture	Police Revenue Sharing	Capital Projects		Totals
—	—	36,651		36,651
—	—	1,264		1,264
—	—	5,248		5,248
—	—	43,163		43,163
—	—	277,838		277,838
—	—	(234,675)		(234,675)
—	—	—		(9,170)
—	—	(234,675)		(243,845)
9,322	4,630	(88,862)		(65,740)
9,322	4,630	(323,537)		(309,585)

VILLAGE OF STICKNEY, ILLINOIS

Capital Projects Fund

Schedule of Revenues, Expenditures and Changes in Fund Balance - Budget and Actual

For the Fiscal Year Ended April 30, 2020

	Original Budget	Final Budget	Actual	Variance with Final Budget
Revenues				
Intergovernmental				
Grants	\$ —	—	36,651	36,651
Interest	—	—	1,264	1,264
Miscellaneous	—	—	5,248	5,248
Total Revenues	—	—	43,163	43,163
Expenditures				
Capital Outlay				
Equipment and Other Capital Expenditures	159,500	159,500	277,838	(118,338)
Excess (Deficiency) of Revenues Over (Under) Expenditures	(159,500)	(159,500)	(234,675)	(75,175)
Other Financing Sources				
Transfers In	200,000	200,000	—	(200,000)
Net Change in Fund Balance	<u>40,500</u>	<u>40,500</u>	(234,675)	<u>(275,175)</u>
Fund Balance - Beginning			<u>(88,862)</u>	
Fund Balance - Ending			<u><u>(323,537)</u></u>	

**VILLAGE OF STICKNEY, ILLINOIS**

**Water - Enterprise Fund**

**Schedule of Revenues, Expenses and Changes in Net Position - Budget and Actual**

**For the Fiscal Year Ended April 30, 2020**

	Original Budget	Final Budget	Actual	Variance with Final Budget
Operating Revenues				
Charges for Services				
Water - Residential	\$ 1,062,936	1,062,936	961,168	(101,768)
Water - Commercial	378,405	378,405	380,259	1,854
Water - Industrial	2,320,441	2,320,441	2,317,327	(3,114)
Recycling Revenue	—	—	1,125	1,125
Miscellaneous Revenue	3,000	3,000	3,329	329
Total Operating Revenues	<u>3,764,782</u>	<u>3,764,782</u>	<u>3,663,208</u>	<u>(101,574)</u>
Operating Expenses				
Operations				
Water Purchases	1,862,751	1,862,751	1,955,471	92,720
Water Administration	1,671,456	1,671,456	1,285,839	(385,617)
Depreciation	115,000	115,000	75,592	(39,408)
Total Operating Expenses	<u>3,649,207</u>	<u>3,649,207</u>	<u>3,316,902</u>	<u>(332,305)</u>
Operating Income	<u>115,575</u>	<u>115,575</u>	<u>346,306</u>	<u>230,731</u>
Nonoperating Revenues				
Interest Income	15,000	15,000	14,386	(614)
Other Income	—	—	10,000	10,000
	<u>15,000</u>	<u>15,000</u>	<u>24,386</u>	<u>9,386</u>
Income Before Transfers	<u>130,575</u>	<u>130,575</u>	<u>370,692</u>	<u>240,117</u>
Transfers In	<u>—</u>	<u>—</u>	<u>9,170</u>	<u>9,170</u>
Change in Net Position	<u><u>130,575</u></u>	<u><u>130,575</u></u>	<u>379,862</u>	<u><u>249,287</u></u>
Net Position - Beginning			<u>4,638,145</u>	
Net Position - Ending			<u><u>5,018,007</u></u>	

VILLAGE OF STICKNEY, ILLINOIS

Water - Enterprise Fund

Schedule of Expenses - Budget and Actual

For the Fiscal Year Ended April 30, 2020

	Original Budget	Final Budget	Actual	Variance with Final Budget
Operating Expenses				
Operations				
Water Purchases				
Purchase of Water	\$ 1,862,751	1,862,751	1,955,471	92,720
Water Administration				
Electric Power Reservoir	40,000	40,000	35,621	(4,379)
Meters and Connections	110,000	110,000	31,792	(78,208)
Materials and Supplies	7,500	7,500	10,930	3,430
Contractual Reporting System	195,000	195,000	135	(194,865)
Salary - Supervisor	46,825	46,825	59,971	13,146
Salary - Water Department	228,408	228,408	266,520	38,112
Salary - Treasurer/Collector	52,798	52,798	16,376	(36,422)
Salary - Office Clerk	100,127	100,127	101,214	1,087
Office Supplies, Postage	5,000	5,000	5,245	245
Telephone Services	10,000	10,000	—	(10,000)
Maintenance - Office Equipment	7,000	7,000	—	(7,000)
Maintenance - Pump Station	75,000	75,000	16,337	(58,663)
Auditing Services	13,875	13,875	13,875	—
Operating Equipment	233,500	233,500	20,290	(213,210)
Motor Fuel Costs	4,500	4,500	29,806	25,306
Maintenance - Motor Equipment	—	—	6,227	6,227
Empoloyee Insurance	91,279	91,279	64,565	(26,714)
Rental - Sanitary District	100	100	—	(100)
Premium Life, Health, Accident Insurance	40,000	40,000	32,374	(7,626)
Illinois Municipal Retirement	33,000	33,000	194,141	161,141
OPEB	—	—	120,765	120,765
Contingencies	1,000	1,000	—	(1,000)
Fire Hydrants	30,000	30,000	13,519	(16,481)
Maintenance - Computer	—	—	32,595	32,595
Lead Treatment/Water Sample	5,000	5,000	532	(4,468)
Unemployment Tax	—	—	4,459	4,459
FICA/Medicare Tax	24,044	24,044	31,735	7,691

**VILLAGE OF STICKNEY, ILLINOIS**

**Water - Enterprise Fund**

**Schedule of Expenses - Budget and Actual - Continued**

**For the Fiscal Year Ended April 30, 2020**

	Original Budget	Final Budget	Actual	Variance with Final Budget
Operating Expenses - Continued				
Operations - Continued				
Water Administration - Continued				
Sewer Cleaning	\$ 7,500	7,500	—	(7,500)
Water Main Repairs	310,000	310,000	9,230	(300,770)
Sewer Repairs/Maintenance	—	—	137,515	137,515
Engineering Service	—	—	10,785	10,785
Other Professional Services	—	—	19,285	19,285
	<u>1,671,456</u>	<u>1,671,456</u>	<u>1,285,839</u>	<u>(385,617)</u>
Total Operations	<u>3,534,207</u>	<u>3,534,207</u>	<u>3,241,310</u>	<u>(292,897)</u>
Depreciation	<u>115,000</u>	<u>115,000</u>	<u>75,592</u>	<u>(39,408)</u>
Total Operating Expenses	<u><u>3,649,207</u></u>	<u><u>3,649,207</u></u>	<u><u>3,316,902</u></u>	<u><u>(332,305)</u></u>



## **SUPPLEMENTAL SCHEDULE**

**VILLAGE OF STICKNEY, ILLINOIS**

**Long-Term Debt Requirements  
General Obligation Refunding Bonds of 2018  
April 30, 2020**

---



---

Date of Issue	February 5, 2019
Date of Maturity	December 1, 2028
Authorized Issue	\$5,965,000
Denomination of Bonds	\$5,000
Interest Rate	4.00% - 5.00%
Interest Dates	June 1 and December 1
Principal Maturity Date	December 1
Payable at	Amalgamated Bank of Chicago, IL

**CURRENT AND LONG-TERM PRINCIPAL AND INTEREST REQUIREMENTS**

Fiscal Year	Requirements			Interest Due On			
	Principal	Interest	Totals	Jun 1	Amount	Dec 1	Amount
2021	\$ 555,000	274,600	829,600	2021	137,300	2021	137,300
2022	580,000	252,400	832,400	2022	126,200	2022	126,200
2023	605,000	229,200	834,200	2023	114,600	2023	114,600
2024	625,000	205,000	830,000	2024	102,500	2024	102,500
2025	650,000	180,000	830,000	2025	90,000	2025	90,000
2026	685,000	147,500	832,500	2026	73,750	2026	73,750
2027	720,000	113,250	833,250	2027	56,625	2027	56,625
2028	755,000	77,250	832,250	2028	38,625	2028	38,625
2029	790,000	39,500	829,500	2029	19,750	2029	19,750
	<u>5,965,000</u>	<u>1,518,700</u>	<u>7,483,700</u>		<u>759,350</u>		<u>759,350</u>